

| | | |
|--|---|----|
| I. 引言 | Introduction | 1 |
| II. 統計調查結果摘要 | Summary of Survey Findings | |
| 就業 | <i>Employment</i> | 1 |
| 職位空缺 | <i>Vacancies</i> | 3 |
| 經季節性調整的就業人數及職位 空缺數目 | <i>Seasonally Adjusted Figures of Persons Engaged and Vacancies</i> | 5 |
| III. 統計表 | Statistical Tables | |
| 註釋 | <i>Explanatory Notes</i> | 6 |
| 詞彙釋義 | <i>Definition of Terms</i> | 9 |
| 注意事項 | <i>Notes in Reading the Tables</i> | 10 |
| 統計表 | <i>Tables</i> | |
| 表 1 公務員人數及有關職位空缺數目 | Table 1 Number of civil servants and civil service vacancies | 12 |
| 表 2 按行業類別劃分的機構單位數目、就業人數及職位空缺數目（公務員除外） | Table 2 Number of establishments, persons engaged and vacancies (other than those in the Civil Service) analysed by industry sector | 12 |
| 表 3 按 3 個位主要行業組別劃分的就業人數（公務員除外） | Table 3 Number of persons engaged (other than those in the Civil Service) analysed by 3-digit major industry group | 15 |
| 表 4 按 3 個位主要行業組別劃分的職位空缺數目（公務員除外） | Table 4 Number of vacancies (other than those in the Civil Service) analysed by 3-digit major industry group | 20 |
| 表 5 按 3 個位主要行業組別劃分的機構單位數目（政府部門除外） | Table 5 Number of establishments (excluding Civil Service) analysed by 3-digit major industry group | 25 |
| 表 6 按選定 4 個位行業組別劃分的機構單位數目、就業人數及職位空缺數目（公務員除外） | Table 6 Number of establishments, persons engaged and vacancies (other than those in the Civil Service) analysed by selected 4-digit industry group | 30 |

| | | | | |
|------|--|----------|---|----|
| 表 7 | 按 3 個位主要行業組別及性別劃分的就業人數（公務員除外） | Table 7 | Number of persons engaged (other than those in the Civil Service) analysed by 3-digit major industry group and sex | 34 |
| 表 8 | 按行業類別及機構規模劃分的機構單位數目及就業人數（公務員除外） | Table 8 | Number of establishments and persons engaged (other than those in the Civil Service) analysed by industry sector and size of establishment | 39 |
| 表 9 | 按行業類別及主要職業組別劃分的職位空缺數目（公務員除外） | Table 9 | Number of vacancies (other than those in the Civil Service) analysed by industry sector and major occupation group | 42 |
| 表 10 | 按行業類別及技能水平劃分的職位空缺數目（公務員除外） | Table 10 | Number of vacancies (other than those in the Civil Service) analysed by industry sector and skill level | 44 |
| 表 11 | 選定行業類別內經季節性調整及未經調整的就業人數（公務員除外）的按季變動百分率 | Table 11 | Quarterly percentage change of the seasonally adjusted and seasonally unadjusted statistics of persons engaged (other than those in the Civil Service) in selected industry sectors | 46 |
| 表 12 | 選定行業類別內經季節性調整及未經調整的職位空缺數目（公務員除外）的按季變動百分率 | Table 12 | Quarterly percentage change of the seasonally adjusted and seasonally unadjusted statistics of vacancies (other than those in the Civil Service) in selected industry sectors | 47 |

圖表

Charts

| | | | | |
|-----|-------------------------|---------|---|----|
| 圖 1 | 選定行業類別的就業人數 | Chart 1 | Employment in selected industry sectors | 48 |
| 圖 2 | 選定行業類別的職位空缺數目 | Chart 2 | Number of vacancies in selected industry sectors | 48 |
| 圖 3 | 製造業的就業人數 | Chart 3 | Employment in manufacturing sector | 49 |
| 圖 4 | 建築地盤的工人人數 | Chart 4 | Number of manual workers engaged at construction sites | 49 |
| 圖 5 | 批發、零售、進出口貿易、飲食及酒店業的就業人數 | Chart 5 | Employment in wholesale, retail and import/export trades, restaurants and hotels sector | 50 |
| 圖 6 | 金融、保險、地產及商用服務業的就業人數 | Chart 6 | Employment in financing, insurance, real estate and business services sector | 50 |

| | | 頁數 Page | |
|------------------|-----------------------------|--------------------------------|--|
| 圖 7 | 經季節性調整的就業人數數列 (公務員除外) | Chart 7 | Seasonally adjusted series of persons engaged (other than those in the Civil Service) 51 |
| 圖 8 | 經季節性調整的職位空缺數目 數列 (公務員除外) | Chart 8 | Seasonally adjusted series of vacancies (other than those in the Civil Service) 51 |
| IV. 統計方法 | | Statistical Methodology | |
| 資料來源 | | <i>Data Source</i> | 52 |
| 抽樣設計 | | <i>Sample Design</i> | 53 |
| 統計調查方法 | | <i>Survey Method</i> | 54 |
| 行業資料更新 | | <i>Industry Updating</i> | 55 |
| V. 其他參考資料 | | Further References | 56 |
| 訂閱表格 | | <i>Subscription Form</i> | |

I. 引言

1.1 本報告載列各主要經濟行業類別內有關就業人數及職位空缺數目。這些統計數字主要根據政府統計處所進行的 *僱傭及職位空缺按季統計調查* 及 *建築地盤就業人數按季統計調查* 的結果而編製，可用作顯示本港勞工市場短期變動的指標。

1.2 由於本報告的統計數字並不包括香港所有行業，因此個別行業類別及「所有上列行業類別」的數字只涉及有關統計調查所包括的行業。讀者可參考本報告第 III 部份第 3.2-3.4 段有關行業範圍的說明。

II. 統計調查結果摘要

2.1 本報告內的 *就業人數* 指 上述各統計調查所包括的公營及私營機構(包括建築地盤) 所呈報的就業人數。*職位空缺* 統計數字是根據 同樣統計調查所包括的公營及私營機構(包括建築地盤) 的職位空缺數目而編製。

就業

2.2 在二零零一年六月就業人數是 2 521 859，與上年同期比較上升 0.7%。按行業類別劃分的二零零一年六月就業人數(公務員除外)，與二零零零年六月及二零零一年三月的數字比較如下：

I. Introduction

1.1 This report presents statistics on the number of persons engaged and vacancies in major economic sectors in Hong Kong, based mainly on the findings of the *Quarterly Survey of Employment and Vacancies* and the *Quarterly Employment Survey of Construction Sites* conducted by the Census and Statistics Department. These statistics provide indicators of short-term changes in the local labour market.

1.2 It should be noted that since the statistics quoted in this report do not cover all industries in Hong Kong, figures at the industry sector level and the "All above industry sectors" level relate only to those covered industries. Readers may refer to paragraphs 3.2 - 3.4 in Part III of this report for a full description of the industrial coverage.

II. Summary of Survey Findings

2.1 In this report, *employment* refers to the number of persons engaged reported by establishments in the public and private sectors (including construction sites) covered by the above surveys. *Vacancy* statistics were compiled from the number of job vacancies reported by establishments in the public and private sectors (including construction sites) covered by the same surveys.

Employment

2.2 Employment stood at 2 521 859 in June 2001, representing a 0.7% increase when compared with a year earlier. A comparison of the employment figures (other than those in the Civil Service) for June 2001 with those for June 2000 and March 2001, analysed by industry sector, is as follows:

表甲 按行業類別劃分的就業人數（公務員除外）
Table A Number of persons engaged (other than those in the Civil Service)
analysed by industry sector

| 行業類別 Industry sector | 就業人數 Persons engaged (Employment) | | | 增減百分率 Percentage change [#] | |
|--|--------------------------------------|----------------------|----------------------|--|--|
| | 2000年6月 Jun. 2000 | 2001年3月 Mar. 2001 | 2001年6月 Jun. 2001 | 2001年6月與 2000年6月比較 Jun. 2001 over Jun. 2000 | 2001年6月與 2001年3月比較 Jun. 2001 over Mar. 2001 |
| 採礦及採石業 [@] Mining and quarrying | 233 | 203 | 204 | -12.4 | +0.5 |
| 製造業 Manufacturing | 238 826 | 216 964 | 218 701 | -8.4 | +0.8 (-2.2) |
| 電力及燃氣業 [@] Electricity and gas | 8 290 | 8 453 | 8 238 | -0.6 | -2.5 |
| 建築地盤（只包括地盤工人） Construction sites (manual workers only) | 79 261 | 87 813 | 80 269 | +1.3 | -8.6 (-8.2) |
| 批發、零售、進出口貿易、 飲食及酒店業 ⁽¹⁾ Wholesale, retail and import/export trades, restaurants and hotels | 1 036 351 | 1 017 052 | 1 034 882 | -0.1 | +1.8 (+1.5) |
| 運輸、倉庫及通訊業 ^{(1) @} Transport, storage and communications | 180 607 | 181 829 | 185 901 | +2.9 | +2.2 |
| 金融、保險、地產及商用服務業 Financing, insurance, real estate and business services | 429 338 | 428 878 | 442 452 | +3.1 | +3.2 (+1.1) |
| 社區、社會及個人服務業 ⁽¹⁾ Community, social and personal services | 346 164 | 360 453 | 372 538 | +7.6 | +3.4 (+2.9) |
| 所有上列行業類別 ⁽¹⁾ All above industry sectors | 2 319 070 | 2 301 645 | 2 343 185 | +1.0 | +1.8 (+0.9) |

註釋：(1) 數字只限有關統計調查所包括的行業而言。

Notes: Figures relate only to those industries covered.

計算自原來數列（即未經季節性調整的數字）。括號內的數字乃計算自經季節性調整後的數字，經季節性調整的數列及其增減百分率，會因應最新數據的趨勢而作定時調整。

Figures are compiled based on the original series (i.e. not seasonally adjusted data series). Figures in brackets are compiled based on the seasonally adjusted figures. The seasonally adjusted data series, and hence its percentage change, are subject to routine revision when more up-to-date figures become available.

@ 沒有提供經季節性調整後的按季變動百分率，是因為該行業類別並無顯示明顯的季節性模式。

Quarterly percentage change based on seasonally adjusted figures is not presented as no clear seasonal pattern is displayed in the sector.

職位空缺

2.3 在二零零一年六月職位空缺的總數是 28 559 個（包括 2 879 個公務員職位空缺），與上年同期比較下跌 22.8%。按行業類別劃分的二零零一年六月職位空缺數目（公務員職位空缺除外），與二零零零年六月及二零零一年三月的數字比較如下：

Vacancies

2.3 In June 2001, the total number of vacancies was 28 559 (including 2 879 vacancies in the Civil Service). It represented a decrease of 22.8% when compared with a year earlier. The vacancy figures (other than those in the Civil Service) broken down by industry sector, together with a comparison with the corresponding figures for June 2000 and March 2001, are as follows:

表乙 按行業類別劃分的職位空缺數目（公務員除外）

Table B Number of vacancies (other than those in the Civil Service) analysed by industry sector

| 行業類別 Industry sector | 職位空缺數目 Number of vacancies | | | 增減百分率 Percentage change # | |
|--|-------------------------------|----------------------|----------------------|--|--|
| | 2000年6月 Jun. 2000 | 2001年3月 Mar. 2001 | 2001年6月 Jun. 2001 | 2001年6月與 2000年6月比較 Jun. 2001 over Jun. 2000 | 2001年6月與 2001年3月比較 Jun. 2001 over Mar. 2001 |
| 採礦及採石業 Mining and quarrying @ | 0 | 0 | 0 | N.A. | N.A. |
| 製造業 Manufacturing | 2 879 | 1 892 | 1 901 | -34.0 | +0.5 (+6.9) |
| 電力及燃氣業 Electricity and gas @ | 22 | 8 | 5 | -77.3 | -37.5 |
| 建築地盤（只包括地盤工人） Construction sites (manual workers only) @ | 450 | 248 | 111 | -75.3 | -55.2 |
| 批發、零售、進出口貿易、 飲食及酒店業 (1) | 13 674 | 11 973 | 7 982 | -41.6 | -33.3 (-11.0) |
| Wholesale, retail and import/export trades, restaurants and hotels | | | | | |
| 運輸、倉庫及通訊業 Transport, storage and (1) communications | 2 310 | 1 974 | 1 466 | -36.5 | -25.7 (-8.5) |
| 金融、保險、地產及商用服務業 Financing, insurance, real estate and business services | 9 969 | 8 215 | 7 757 | -22.2 | -5.6 (-4.0) |
| 社區、社會及個人服務業 Community, social and (1) @ personal services | 5 567 | 5 725 | 6 458 | +16.0 | +12.8 |
| 所有上列行業類別 (1) | 34 871 | 30 035 | 25 680 | -26.4 | -14.5 (-4.0) |
| All above industry sectors | | | | | |

註釋：(1) 數字只限有關統計調查所包括的行業而言。

Notes: Figures relate only to those industries covered.

計算自原來數列（即未經季節性調整的數字）。括號內的數字乃計算自經季節性調整後的數字，經季節性調整的數列及其增減百分率，會因應最新數據的趨勢而作定時調整。

Figures are compiled based on the original series (i.e. not seasonally adjusted data series). Figures in brackets are compiled based on the seasonally adjusted figures. The seasonally adjusted data series, and hence its percentage change, are subject to routine revision when more up-to-date figures become available.

@ 沒有提供經季節性調整後的按季變動百分率，是因為該行業類別並無顯示明顯的季節性模式。

Quarterly percentage change based on seasonally adjusted figures is not presented as no clear seasonal pattern is displayed in the sector.

2.4 在二零零一年六月的 25 680 個職位空缺（公務員職位空缺除外）中，大部分屬於三個主要職業組別，即輔助專業人員、文員、服務工作及商店銷售人員。按主要職業組別劃分的二零零一年六月職位空缺數目與二零零零年六月及二零零一年三月的數字比較如下：

2.4 Of the 25 680 vacancies (other than those in the Civil Service) in June 2001, the majority were recorded in three major occupation groups, viz. associate professionals, clerks, service workers and shop sales workers. A comparison of the vacancy figures for June 2001 with those for June 2000 and March 2001, broken down by major occupation group, is as follows :

表丙 按主要職業組別劃分的職位空缺數目（公務員除外）
Table C Number of vacancies (other than those in the Civil Service) analysed by major occupation group

| 主要職業組別 Major occupation group | 職位空缺數目 Number of vacancies | | | 增減百分率 Percentage change | |
|---|-------------------------------|----------------------|----------------------|--|--|
| | 2000年6月 Jun. 2000 | 2001年3月 Mar. 2001 | 2001年6月 Jun. 2001 | 2001年6月與 2000年6月比較 Jun. 2001 over Jun. 2000 | 2001年6月與 2001年3月比較 Jun. 2001 over Mar. 2001 |
| 經理及行政人員 Managers and administrators | 633 | 796 | 662 | +4.6 | -16.8 |
| 專業人員 Professionals | 3 281 | 2 638 | 2 283 | -30.4 | -13.5 |
| 輔助專業人員 Associate professionals | 12 981 | 9 552 | 7 713 | -40.6 | -19.3 |
| 文員 Clerks | 6 218 | 7 109 | 6 726 | +8.2 | -5.4 |
| 服務工作及商店銷售人員 Service workers and shop sales workers | 4 790 | 4 866 | 3 641 | -24.0 | -25.2 |
| 工藝及有關人員 Craft and related workers | 1 611 | 949 | 699 | -56.6 | -26.3 |
| 機台及機器操作員及裝配員 Plant and machine operators and assemblers | 1 386 | 843 | 1 070 | -22.8 | +26.9 |
| 非技術人員 Elementary occupations | 3 971 | 3 282 | 2 886 | -27.3 | -12.1 |
| 總計 Total | 34 871 | 30 035 | 25 680 | -26.4 | -14.5 |

經季節性調整的就業人數及職位空缺數目

2.5 就業人數及職位空缺數目季與季之間的變動是會受到季節性因素影響。經季節性因素調整後的數列，才可進行有意義的按季比較。經季節性調整的就業人數和職位空缺數目的數列，可分別追溯至一九八零年六月和一九九零年三月。表 11 及表 12 載列選定行業類別內經季節性調整的就業人數及職位空缺數字的按季變動百分率。

2.6 經季節性調整後，二零零一年六月統計調查所涵蓋行業的就業人數及職位空缺數目為 2 331 359 人及 26 116 個，較二零零一年三月分別上升 0.9% 及下跌 4.0%。近五季經季節性調整的就業人數和職位空缺數目及其按季變動如下：

Seasonally Adjusted Figures of Persons Engaged and Vacancies

2.5 Quarter-to-quarter changes in the number of persons engaged and vacancies are affected by seasonal factors. More meaningful analysis of quarter-to-quarter changes can be conducted by using seasonally adjusted figures. The seasonally adjusted data series for persons engaged and vacancies can date back respectively to June 1980 and March 1990. Quarter-to-quarter percentage changes of the seasonally adjusted employment and vacancy figures in selected industry sectors are shown in Table 11 and Table 12 respectively.

2.6 The seasonally adjusted employment and vacancy figures for all the sectors surveyed in June 2001 were 2 331 359 and 26 116, showing an increase of 0.9% and a decrease of 4.0% over March 2001 respectively. The seasonally adjusted figures of persons engaged and vacancies in recent five quarters and their quarterly changes are given below :

表丁 經季節性調整的就業人數及職位空缺數目按季變動（公務員除外）
Table D Quarterly change of the seasonally adjusted figures of persons engaged and vacancies (other than those in the Civil Service)

| 年 Year | 月 Month | 就業人數 Persons engaged | | | | 職位空缺數目 Vacancies | | | |
|-----------|------------|---|--|--|--------------------------------------|---|--|--|--------------------------------------|
| | | 未經季節性 調整的數字 Seasonally unadjusted figures | 經季節性調 整的數字 Seasonally adjusted figures | 按季變動百分率 Quarter-to-quarter percentage change | | 未經季節性 調整的數字 Seasonally unadjusted figures | 經季節性調 整的數字 Seasonally adjusted figures | 按季變動百分率 Quarter-to-quarter percentage change | |
| | | | | 未經季節性 調整 Seasonally unadjusted | 經季節性 調整 Seasonally adjusted | | | 未經季節性 調整 Seasonally unadjusted | 經季節性 調整 Seasonally adjusted |
| 2000 | 6 | 2 319 070 | 2 309 415 | +1.7 | +0.9 | 34 871 | 35 603 | +0.1 | +12.8 |
| | 9 | 2 341 254 | 2 328 379 | +1.0 | +0.8 | 35 782 | 35 075 | +2.6 | -1.5 |
| | 12 | 2 293 171 | 2 307 877 | -2.1 | -0.9 | 25 279 | 28 251 | -29.4 | -19.5 |
| 2001 | 3 | 2 301 645 | 2 310 971 | +0.4 | +0.1 | 30 035 | 27 203 | +18.8 | -3.7 |
| | 6 | 2 343 185 | 2 331 359 | +1.8 | +0.9 | 25 680 | 26 116 | -14.5 | -4.0 |

註釋：(1) 數字只限有關統計調查所包括的行業而言。

Notes : Figures relate only to those industries covered.

(2) 經季節性調整的數列會因應最新數據的趨勢而作定時調整。

The seasonally adjusted data series is subject to routine revision when more up-to-date figures become available.

III. 統計表

註釋

3.1 本報告所發表的按行業分類統計數字是以《香港標準行業分類》(HSIC)為依據，這分類以聯合國的《國際標準產業分類(第二訂正本)》為基礎，因應本地經濟的行業結構而釐定。HSIC 的架構有四個層次，每層次的名稱如下：

| HSIC層次 | 編碼 | 名稱 | HSIC level | Codes | Description |
|--------|-------|--------|------------|---------|----------------------|
| 第一層 | 1 位數字 | 行業類別 | 1st | 1-digit | Industry Sector |
| 第二層 | 3 位數字 | 主要行業組別 | 2nd | 3-digit | Major Industry Group |
| 第三層 | 4 位數字 | 行業組別 | 3rd | 4-digit | Industry Group |
| 第四層 | 6 位數字 | 行業 | 4th | 6-digit | Industry/Trade |

在一九九一年三月以前所發表的就業人數及職位空缺統計數字是以 ISIC 3 個位主要行業組別及選定 4 個位行業組別分類。由一九九一年三月開始，這些統計數字則以 HSIC 3 個位主要行業組別及選定 4 個位行業組別分類發表。應該注意的是在某些情況下，以 ISIC 分類的就業人數及職位空缺統計數字並不能完全與以 HSIC 分類的相關數字作比較。

3.2 本報告所載列的統計數字主要是根據政府統計處所進行的 *僱傭及職位空缺按季統計調查* (SEV) 及 *建築地盤就業人數按季統計調查* 的結果而編製。這些統計數字的範圍包括下列不同行業類別內大部分主要經濟活動：

III. Statistical Tables

Explanatory Notes

3.1 The industry breakdowns of statistics shown in this report are based on the Hong Kong Standard Industrial Classification (HSIC), which is modelled on the United Nations' "International Standard Industrial Classification (Revision 2)", with adaptation for the industrial structure of the local economy. The HSIC adopts a hierarchical structure with four different levels labelled as follows :

Prior to March 1991, breakdowns of employment and vacancy statistics by industry were published at ISIC 3-digit and selected 4-digit level. Starting from March 1991, these statistics are published at HSIC 3-digit and selected 4-digit level. It should be noted that on some occasions, detailed breakdowns of employment and vacancy statistics under ISIC are not strictly comparable to those under HSIC.

3.2 Statistics presented in this report are compiled mainly from the results of the *Quarterly Survey of Employment and Vacancies* (SEV) and the *Quarterly Employment Survey of Construction Sites* (Site Survey) conducted by the Census and Statistics Department (C&SD). These statistics cover most of the major economic activities in different industry sectors listed below :

| 行業類別 (HSIC) | 包括的行業類別 | Industry Sector (HSIC) | Sectors covered |
|----------------|------------------------|---------------------------|--|
| 第二類別 | 採礦及採石業 | 2 | Mining and Quarrying |
| 第三類別 | 製造業 | 3 | Manufacturing |
| 第四類別 | 電力、燃氣及水務業 | 4 | Electricity, Gas and Water |
| 第五類別 | 建造業（只包括建築地盤） | 5 | Construction (sites only) |
| 第六類別 | 批發、零售、進出口貿易、 飲食及酒店業 | 6 | Wholesale, Retail and Import/Export Trades, Restaurants and Hotels |
| 第七類別 | 運輸、倉庫及通訊業 | 7 | Transport, Storage and Communications |
| 第八類別 | 金融、保險、地產及商用服 務業 | 8 | Financing, Insurance, Real Estate and Business Services |
| 第九類別 | 社區、社會及個人服務業 | 9 | Community, Social and Personal Services |

3.3 這些統計調查不包括的經濟活動主要計有：

3.3 Economic activities not covered mainly include the following：

| 行業類別 (HSIC) | 在行業類別中不包括的 經濟活動 | Industry Sector (HSIC) | Economic activities in the sector not covered |
|----------------|--|---------------------------|--|
| 第一類別 | 農業及漁業（整個行業類別） | 1 | Agriculture and Fishing (entire sector) |
| 第五類別 | 建造業（建築地盤工人除外） | 5 | Construction (other than manual workers at construction sites) |
| 第六類別 | 小販及零售攤檔（街市攤檔除外） | 6 | Hawkers and retail pitches (other than market stalls) |
| 第七類別 | 的士、公共小巴、貨車、駁船及船上裝卸服務 | 7 | Taxis, public light buses, goods vehicles, barges, lighters and stevedoring services |
| 第九類別 | 公共行政、獸醫服務、宗教組織、作家及其他獨立藝術工作者、家務助理及其他康樂和個人服務 | 9 | Public administration, veterinary services, religious organizations, authors and other independent artists, domestic helpers, and miscellaneous recreational and personal services |

3.4 對於某些行業類別(HSIC 行業類別中的第五、第六、第七及第九類別)，由於有關統計調查未能全面包括其中所有行業，因此本報告中有關此等行業類別及「所有上列行業類別」的數字並不代表這些行業類別及整個勞工市場的全面情況。讀者分析這些數字時應緊記此點。

3.5 公務員人數及有關職位空缺數目是指一月、四月、七月及十月初的情況，而其他機構單位(包括建築地盤)的相關數字是指三月、六月、九月及十二月終的情況。

3.6 本報告所發表的統計數字是根據在《普查及統計條例》監管下進行的統計調查所搜集的資料而編製。根據《普查及統計條例》的規定，除個別機構單位的名稱、地址、業務類別及僱員人數等四項資料可提供給公眾人士參考外，政府統計處對被訪者所提供的個別機構單位資料將予以絕對保密。這條例更要求政府統計處不能發表可引致個別單位資料被推算出來的有關整體統計數字(例如對於只有很少機構單位的細行業，透露其總體統計數字可能引致其中個別機構單位的情況被推算出來)。在這情況下，有關數據通常會被合併為較大的整體資料才發表，從而避免個別機構單位的資料被推算出來。而在某些情況下，這些統計數據更可能不會向外公布。

3.7 本報告中的所有統計表都採用下列簡寫和符號：

N.A. = 不適用

** = 為使個別機構單位所提供的資料得以保密，數據不予公布

3.4 As a result of the incomplete survey coverage in respect of some industry sectors (namely, industry sectors 5, 6, 7 and 9 under HSIC), figures for these sectors and for the "All above industry sectors" in this report are not meant to represent the overall situation in respect of these sectors and the entire labour market respectively. Readers should bear this in mind in interpreting the respective figures.

3.5 Figures on the number of civil servants and civil service vacancies refer to the position as at the beginning of January, April, July and October, while those for establishments outside the Civil Service (including construction sites) refer to the end of March, June, September and December.

3.6 Statistics published in this report are based on information collected in surveys which are governed by the Census and Statistics Ordinance. The Ordinance requires C&SD to safeguard the confidentiality of information supplied by respondents in respect of individual establishments, with the exception of four data items, viz. the name, address, type of business and number of employees of individual establishments, which can be provided to the general public. Application of the Ordinance goes further to require C&SD not to disseminate aggregate statistics where information on individual entities can be deduced through reasonable means (e.g. statistical data in regard to a small industry with very few establishments, if released, may enable the particulars about a certain establishment to be deduced). In such case, relevant items of data are normally merged to a more aggregate form for release so that such deduction cannot be made. On some occasions, the piece of statistical data in question may have to be suppressed from release.

3.7 The following abbreviations and symbols are used in the tables throughout this report :

N.A. = not applicable

n.e.c. = not elsewhere classified

** = data not released in order to safeguard confidentiality of information provided by individual establishment

詞彙釋義

3.8 在一般行業類別中，SEV的訪問對象是機構單位。機構單位是指在單一地點，從事一種或主要一種經濟活動而屬單一所有權或控制權的一個經濟單位（即參與生產貨品或提供服務的單位），例如個別工廠、工場、零售店及辦公室。至於公務員類別，就以政府部門為統計單位。而在建築地盤就業人數按季統計調查中，是以建築地盤為訪問單位。建築地盤是指一個劃定的地點，在這地點內正在進行一個或多個階段的建造工程。

3.9 就一般的機構單位而言，就業人數（公務員除外）包括：

- (a) 經常參與機構單位業務的在職東主及股東；
- (b) 在統計日期由機構單位直接支取薪酬的全職受薪僱員，其中包括長期或臨時聘用的，無論這些僱員正在本港或其他地方工作或暫時缺勤（即正在放病假、分娩假、年假、事假的工人及罷工者）；及
- (c) 在統計日期工作最少一小時的兼職僱員及夜班或通宵班的僱員和無酬家屬幫工。

3.10 公務員乃指包括所有在統計日期以公務員聘用條款聘用的人員。

3.11 建築地盤工人是指在統計日期受僱於建築地盤工作的技工、半熟練及非熟練工人。地盤工人可以由主要承建商直接僱用或由判頭或工頭臨時僱用。

Definition of Terms

3.8 For the industry sectors covered by the SEV, the unit of enquiry is an *establishment*, which is defined as an economic unit (i.e. a unit engaged in the production of goods or services) which engages, under a single ownership or control, in one or predominantly one kind of economic activity at a single physical location, e.g. an individual factory, workshop, retail shop and office. For the Civil Service sector, the unit of enquiry is a *government department*. For the Site Survey, the unit of enquiry is a construction site. A *construction site* is defined as a demarcated locality where one or more stages of construction work are being carried on.

3.9 For establishments outside the Civil Service, *persons engaged* include :

- (a) individual proprietors and partners actively engaged in the work of the establishment;
- (b) full-time salaried personnel or employees, directly paid by the establishment, both permanent and temporary, who are either at work (whether in Hong Kong or outside Hong Kong) or temporarily absent from work (viz. those on sick leave, maternity leave, annual vacation or casual leave, and on strike) on the survey reference date; and
- (c) part-time employees and employees on night/irregular shifts and unpaid family workers working for at least one hour on the survey reference date.

3.10 *Civil Servants* refer to persons who are employed on civil service terms of appointment on the survey reference date.

3.11 *Manual workers at the construction sites* refer to craftsmen, semi-skilled and unskilled workers working at those sites on the survey reference date. Manual workers are either directly employed by the main contractors or being called upon by sub-contractors or gang leaders to work on a casual basis.

3.12 **職位空缺**是指在統計日期正懸空並須要立刻填補，而機構單位亦正積極進行招聘以填補的職位空缺。

3.13 **職業**是指所執行工作的類別、職責的性質及主要職務。其分類基本上以《國際標準職業分類(1988)》(或簡稱ISCO-88)中的主要組別為藍本，因應香港的情況而編定。

3.14 **技能水平**是指執行有關職務所需知識和了解的深度、技巧和經驗的程度，或符合有關職業在技術上的要求。一般來說，涉及較繁複職務的職業，所需技能水平亦較高。

注意事項

3.15 由一九九六年三月開始，政府統計處進行**有關職位空缺的補充統計調查**(SSJV)以搜集職位空缺特徵的詳細資料。由一九九九年三月開始，本處將SSJV併入**僱傭及職位空缺按季統計調查**(SEV)及**建築地盤就業人數按季統計調查**。以往由這項統計調查所搜集的職位空缺特徵資料，將經由後兩項統計調查進行。

3.16 由一九九九年三月開始，有關點算**就業人數**(包括在職東主、在職股東、無酬家屬幫工及受薪僱員)的工作時數定義由原有的「在統計日期工作最少三小時」改為「在統計日期工作最少一小時」。根據一項在一九九九年三月進行的特別研究調查所得，是項更改使該季統計調查所涵蓋行業的就業人數微升 14 200人，約為總數的 0.6%。

3.17 由一九九九年三月開始，**就業及空缺按季統計調查**的中文名稱更改為**僱傭及職位空缺按季統計調查**。

3.12 *Vacancies* refer to unfilled job openings which are immediately available, and for which active recruitment steps are being taken on the survey reference date.

3.13 *Occupation* refers to the kind of work, nature of duties and main tasks to be performed for a specific job. The classification used basically follows the major groups of the International Standard Classification of Occupations (1988), or ISCO-88 for abbreviation, with local adaptation for Hong Kong.

3.14 *Skill level* refers to the depth of knowledge and understanding and the degree of dexterity and experience required to perform the set of tasks involved or to fulfil the technical requirements of an occupation. In general, an occupation that involves more complex tasks will require a higher skill level.

Notes in Reading the Tables

3.15 Since March 1996, the *Supplementary Survey of Job Vacancies* (SSJV) was launched to collect additional information on the detailed characteristics of job vacancies. Starting from March 1999, the SSJV, which was previously conducted in parallel with the *Quarterly Survey of Employment and Vacancies* (SEV) and the *Quarterly Employment Survey of Construction Sites* (Site Survey), has been subsumed in the latter two surveys.

3.16 Starting from the issue of March 1999, the rule for counting the number of *persons engaged*, which include working proprietors; active business partners; unpaid family workers and paid employees, has been changed from the previous definition of “working for at least three hours” to a new definition of “working for at least one hour”. Some 14 200 persons engaged were thus additionally included, accounting for 0.6% of the total employment of all the economic sectors surveyed in March 1999. The findings were based on a one-off study in the same quarter.

3.17 Starting from March 1999, the Chinese version of the survey name of the *Quarterly Survey of Employment and Vacancies* has been changed.

3.18 由一九九九年六月的統計期起，公務員的定義有輕微修訂，司法機構內的法官及司法人員並不納入公務員涵蓋範圍內。

3.19 為更符合第 III 部份第 3.12 段有關職位空缺的概念，公務員職位空缺的定義從一九九九年六月統計期起修訂為不包括將刪除的職位空缺及以臨時僱員或其他職級人員暫代的職位空缺。修訂後的統計數字追溯至一九九六年三月的統計期。

3.20 本報告前稱《就業、空缺及薪金總額按季統計報告》，由二零零零年三月的刊號開始改稱為《就業及空缺按季統計報告》。而薪金總額統計數字則刊載於另一統計報告《工資及薪金總額按季統計報告》。對薪金總額統計數字有興趣的讀者可參閱該季刊。

3.18 A minor revision has been made on the statistical definition of civil servants since the statistical month of June 1999, whereby judges and judicial officers in the Judiciary are excluded from the coverage of civil servants.

3.19 For closer conformity with the vacancy concept in paragraph 3.12 of Part III, the definition of the civil service vacancies has been revised starting from the statistical month of June 1999, such that vacancies having arisen from posts pending deletion and posts held by temporary staff or reserved for other staff are excluded. Revision of the statistics has been backdated to the statistical month of March 1996.

3.20 With effect from the issue of March 2000, this publication has been re-titled as “Quarterly Report of Employment and Vacancies Statistics”. Previously this report was called “Quarterly Report of Employment, Vacancies and Payroll Statistics”. The payroll statistics are separately published in another report entitled “Quarterly Report of Wage and Payroll Statistics”. Readers interested in payroll statistics should refer to that quarterly publication.

表 1 公務員人數及有關職位空缺數目
Table 1 Number of civil servants and civil service vacancies

| 年 Year | 月 Month | 就業人數 Persons engaged | | | 職位空缺數目 Vacancies (1) |
|-----------|------------|-------------------------|-------------|-------------|-------------------------|
| | | 男 Male | 女 Female | 總計 Total | |
| 2000 | 6 | 123 558 | 61 293 | 184 851 | 2 102 (1.1) |
| | 9 | 122 390 | 61 039 | 183 429 | 1 836 (1.0) |
| | 12 | 121 698 | 60 829 | 182 527 | 2 034 (1.1) |
| 2001 | 3 | 120 636 | 60 332 | 180 968 | 2 482 (1.4) |
| | 6 | 119 040 | 59 634 | 178 674 | 2 879 (1.6) |

註釋： (1) 括號內的數字是指職位空缺率，其定義為職位空缺數目相對就業機會（即就業人數及職位空缺數目的總和）的百分比。
 Note: Figures in brackets denote the vacancy rate, defined as the ratio (in the form of percentage) of the number of vacancies to the number of job opportunities (i.e. the sum of the number of persons engaged and the number of vacancies).

表 2 按行業類別劃分的機構單位數目、就業人數及職位空缺數目（公務員除外）
Table 2 Number of establishments, persons engaged and vacancies (other than those in the Civil Service) analysed by industry sector

| 年 Year | 月 Month | 機構單位數目 Establishments | 就業人數 Persons engaged | | | 職位空缺數目 Vacancies (1) |
|--|------------|--------------------------|-------------------------|-------------|-------------|-------------------------|
| | | | 男 Male | 女 Female | 總計 Total | |
| 採礦及採石業 Mining and quarrying | | | | | | |
| 2000 | 6 | 5 | 220 | 13 | 233 | 0 (0.0) |
| | 9 | 5 | 198 | 14 | 212 | 0 (0.0) |
| | 12 | 6 | 142 | 12 | 154 | 0 (0.0) |
| 2001 | 3 | 6 | 189 | 14 | 203 | 0 (0.0) |
| | 6 | 8 | 190 | 14 | 204 | 0 (0.0) |
| 製造業 Manufacturing | | | | | | |
| 2000 | 6 | 22 581 | 136 490 | 102 336 | 238 826 | 2 879 (1.2) |
| | 9 | 21 509 | 131 249 | 98 196 | 229 445 | 2 184 (0.9) |
| | 12 | 21 248 | 128 991 | 97 214 | 226 205 | 1 723 (0.8) |
| 2001 | 3 | 20 649 | 125 438 | 91 526 | 216 964 | 1 892 (0.9) |
| | 6 | 20 920 | 125 675 | 93 026 | 218 701 | 1 901 (0.9) |

表 2 (續) 按行業類別劃分的機構單位數目、就業人數及職位空缺數目 (公務員除外)
 Table 2 (Cont'd.) Number of establishments, persons engaged and vacancies (other than those in the Civil Service) analysed by industry sector

| 年 Year | 月 Month | 機構單位數目 Establishments | 就業人數 Persons engaged | | | 總計 Total | 職位空缺數目 Vacancies (1) |
|--|------------|--------------------------|-------------------------|-------------|-----------|----------------|-------------------------|
| | | | 男 Male | 女 Female | | | |
| 電力及燃氣業 Electricity and gas | | | | | | | |
| 2000 | 6 | 18 | 6 742 | 1 548 | 8 290 | 22 (0.3) | |
| | 9 | 19 | 6 863 | 1 598 | 8 461 | 6 (0.1) | |
| | 12 | 19 | 7 075 | 1 128 | 8 203 | 21 (0.3) | |
| 2001 | 3 | 19 | 7 304 | 1 149 | 8 453 | 8 (0.1) | |
| | 6 | 19 | 7 167 | 1 071 | 8 238 | 5 (0.1) | |
| 建築地盤 (只包括地盤工人) (2) Construction sites (manual workers only) | | | | | | | |
| 2000 | 6 | 1 008 | 74 082 | 5 179 | 79 261 | 450 (0.6) | |
| | 9 | 960 | 75 829 | 4 862 | 80 691 | 275 (0.3) | |
| | 12 | 978 | 78 898 | 5 026 | 83 924 | 177 (0.2) | |
| 2001 | 3 | 1 008 | 81 351 | 6 462 | 87 813 | 248 (0.3) | |
| | 6 | 975 | 74 941 | 5 328 | 80 269 | 111 (0.1) | |
| 批發、零售、進出口貿易、飲食及酒店業 (3) Wholesale, retail and import/export trades, restaurants and hotels | | | | | | | |
| 2000 | 6 | 185 127 | 548 472 | 487 879 | 1 036 351 | 13 674 (1.3) | |
| | 9 | 193 338 | 556 430 | 496 858 | 1 053 288 | 14 650 (1.4) | |
| | 12 | 183 486 | 530 171 | 478 923 | 1 009 094 | 9 775 (1.0) | |
| 2001 | 3 | 188 807 | 534 931 | 482 121 | 1 017 052 | 11 973 (1.2) | |
| | 6 | 189 215 | 539 023 | 495 859 | 1 034 882 | 7 982 (0.8) | |
| 運輸、倉庫及通訊業 (4) Transport, storage and communications | | | | | | | |
| 2000 | 6 | 10 673 | 117 965 | 62 642 | 180 607 | 2 310 (1.3) | |
| | 9 | 10 700 | 120 875 | 62 410 | 183 285 | 2 264 (1.2) | |
| | 12 | 10 411 | 116 720 | 60 229 | 176 949 | 1 424 (0.8) | |
| 2001 | 3 | 10 563 | 119 688 | 62 141 | 181 829 | 1 974 (1.1) | |
| | 6 | 10 848 | 121 348 | 64 553 | 185 901 | 1 466 (0.8) | |
| 金融、保險、地產及商用服務業 Financing, insurance, real estate and business services | | | | | | | |
| 2000 | 6 | 52 492 | 248 261 | 181 077 | 429 338 | 9 969 (2.3) | |
| | 9 | 50 872 | 252 647 | 184 347 | 436 994 | 10 262 (2.3) | |
| | 12 | 51 930 | 247 457 | 186 648 | 434 105 | 7 055 (1.6) | |
| 2001 | 3 | 50 535 | 245 131 | 183 747 | 428 878 | 8 215 (1.9) | |
| | 6 | 53 099 | 254 651 | 187 801 | 442 452 | 7 757 (1.7) | |

表 2 (續) 按行業類別劃分的機構單位數目、就業人數及職位空缺數目 (公務員除外)
 Table 2 (Cont'd.) Number of establishments, persons engaged and vacancies (other than those in the Civil Service) analysed by industry sector

| 年 Year | 月 Month | 機構單位數目 Establishments | 就業人數 Persons engaged | | | 總計 Total | 職位空缺數目 Vacancies (1) |
|--|------------|--------------------------|-------------------------|-------------|-----------|----------------|-------------------------|
| | | | 男 Male | 女 Female | | | |
| 社區、社會及個人服務業 (5) Community, social and personal services | | | | | | | |
| 2000 | 6 | 28 526 | 135 705 | 210 459 | 346 164 | 5 567 (1.6) | |
| | 9 | 28 560 | 135 251 | 213 627 | 348 878 | 6 141 (1.7) | |
| | 12 | 29 031 | 136 646 | 217 891 | 354 537 | 5 104 (1.4) | |
| 2001 | 3 | 29 268 | 139 159 | 221 294 | 360 453 | 5 725 (1.6) | |
| | 6 | 30 877 | 144 402 | 228 136 | 372 538 | 6 458 (1.7) | |
| 所有上列行業類別 (6) All above industry sectors | | | | | | | |
| 2000 | 6 | 300 430 | 1 267 937 | 1 051 133 | 2 319 070 | 34 871 (1.5) | |
| | 9 | 305 963 | 1 279 342 | 1 061 912 | 2 341 254 | 35 782 (1.5) | |
| | 12 | 297 109 | 1 246 100 | 1 047 071 | 2 293 171 | 25 279 (1.1) | |
| 2001 | 3 | 300 855 | 1 253 191 | 1 048 454 | 2 301 645 | 30 035 (1.3) | |
| | 6 | 305 961 | 1 267 397 | 1 075 788 | 2 343 185 | 25 680 (1.1) | |

- 註釋 : (1) 括號內的數字是指職位空缺率, 其定義為職位空缺數目相對就業機會 (即就業人數及職位空缺數目的總和) 的百分比。
 Notes : Figures in brackets denote the vacancy rate, defined as the ratio (in the form of percentage) of the number of vacancies to the number of job opportunities (i.e. the sum of the number of persons engaged and the number of vacancies).
- (2) 建築地盤的機構單位數目是指地盤數目, 而就業人數及職位空缺數目只包括地盤工人。
 Establishments in construction sites refer to number of sites, while persons engaged and vacancies refer to manual workers only.
- (3) 統計數字所包括的行業範圍略欠完整, 主要由於小販及零售攤檔並不包括在內。
 Industrial coverage is slightly incomplete in the present context. Main omissions are hawkers and retail pitches.
- (4) 統計數字所包括的行業範圍不甚完整, 主要由於的士、公共小巴、貨車、駁船及船上裝卸服務並不包括在內。
 Industrial coverage is rather incomplete in the present context. Main omissions are taxis, public light buses, goods vehicles, barges, lighters and stevedoring services.
- (5) 統計數字所包括的行業範圍不甚完整, 主要由於公共行政、獸醫服務、宗教組織、作家及其他獨立藝術工作者、家務助理及其他康樂和個人服務並不包括在內。
 Industrial coverage is rather incomplete in the present context. Main omissions are public administration, veterinary services, religious organizations, authors and other independent artists, domestic helpers, and miscellaneous recreational and personal services.
- (6) 數字只限有關統計調查所包括的行業而言。公務員的數字並不包括在內。
 Figures relate only to those industries covered. Figures relating to the Civil Service are excluded.

表 3 按 3 個位主要行業組別劃分的就業人數（公務員除外）
Table 3 Number of persons engaged (other than those in the Civil Service) analysed by 3-digit major industry group

| 香港標準 行業分類 編碼 HSIC codes | 行業類別/主要行業組別 Industry sector/Major industry group | 就業人數 Persons engaged | | | | |
|----------------------------------|--|-------------------------|--------------------|---------------------|--------------------|--------------------|
| | | 2000 六月 Jun. | 2000 九月 Sep. | 2000 十二月 Dec. | 2001 三月 Mar. | 2001 六月 Jun. |
| 211 | 金屬礦開採業 Metal ore mining | N.A. | N.A. | N.A. | N.A. | N.A. |
| 219 | 採石及其他採礦業 Mining, n.e.c. | 233 | 212 | 154 | 203 | 204 |
| 2 | 採礦及採石業 Mining and quarrying | 233 | 212 | 154 | 203 | 204 |
| 311-312 | 食品製造業 Food | 17 785 | 18 086 | 18 980 | 18 549 | 19 202 |
| 313 | 飲品製造業 Beverage industries | 2 749 | 3 003 | 3 050 | 3 184 | 3 160 |
| 314 | 煙草製品業 Tobacco manufactures | 413 | 430 | 434 | 433 | 435 |
| 320-322 | 服裝製品業（鞋類除外） Wearing apparel except footwear | 39 554 | 36 978 | 36 330 | 33 162 | 33 692 |
| 323 | 皮革製造及皮革製品業（鞋類及服裝製品除外） Leather and leather products, except footwear and wearing apparel | 605 | 419 | 434 | 478 | 334 |
| 324 | 鞋類製造業（橡膠、塑膠及木質鞋類除外） Footwear, except rubber, plastic and wooden footwear | 239 | 169 | 175 | 183 | 177 |
| 325-329 | 紡織製品業 Textiles | 30 910 | 29 436 | 27 489 | 26 734 | 27 848 |
| 331 | 木材及水松製品業（傢具除外） Wood and cork products, except furniture | 934 | 734 | 536 | 491 | 625 |
| 332 | 傢具及固定裝置製造業（金屬傢具除外） Furniture and fixtures, except primarily of metal | 777 | 698 | 662 | 769 | 519 |
| 341 | 紙張及紙品製造業 Paper and paper products | 3 772 | 3 766 | 3 749 | 3 892 | 3 770 |
| 342 | 印刷、出版及有關行業 Printing, publishing and allied industries | 43 402 | 44 181 | 43 849 | 42 407 | 43 698 |
| 351-352 | 化學品及化學產品製造業 Chemicals and chemical products | 5 702 | 5 366 | 5 025 | 4 880 | 4 815 |
| 353-354 | 石油及煤產品製造業 Products of petroleum and coal | 95 | 85 | 99 | 81 | 81 |
| 355 | 橡膠製品業 Rubber products | 541 | 499 | 493 | 449 | 460 |

表 3 (續) 按 3 個位主要行業組別劃分的就業人數 (公務員除外)
Table 3 (Cont'd.) Number of persons engaged (other than those in the Civil Service)
analysed by 3-digit major industry group

| 香港標準 行業分類 編碼 HSIC codes | 行業類別/主要行業組別 Industry sector/Major industry group | 就業人數 Persons engaged | | | | |
|----------------------------------|---|-------------------------|--------------------|---------------------|--------------------|--------------------|
| | | 2000 六月 Jun. | 2000 九月 Sep. | 2000 十二月 Dec. | 2001 三月 Mar. | 2001 六月 Jun. |
| 356 | 塑膠製品業 Plastic products | 7 478 | 6 833 | 7 108 | 6 154 | 6 354 |
| 361-369 | 非金屬礦產製品業 (石油及煤產品除外) Non-metallic mineral products, except products of petroleum and coal | 2 747 | 2 395 | 2 211 | 2 197 | 2 139 |
| 371-372 | 基本金屬製造業 Basic metal industries | 1 365 | 1 313 | 1 237 | 1 218 | 1 231 |
| 380-381 | 金屬製品業 (機械及設備除外) Fabricated metal products, except machinery and equipment | 12 276 | 12 090 | 11 185 | 10 695 | 10 253 |
| 382 | 辦公室、會計及計算器材製造業 Office, accounting and computing machinery | 2 999 | 2 960 | 2 808 | 3 065 | 2 932 |
| 383 | 收音機、電視機及通訊設備與器材製造業 Radio, television & communication equipment and apparatus | 2 585 | 2 273 | 2 150 | 2 060 | 2 311 |
| 384 | 電子零件製造業 Electronic parts and components | 18 900 | 18 107 | 18 085 | 16 628 | 14 678 |
| 385 | 家庭電器用具及電子玩具製造業 Electrical appliances & houseware and electronic toys | 551 | 439 | 708 | 713 | 706 |
| 386-387 | 其他機械、設備、儀器及零件製造業 Machinery, equipment, apparatus, parts and components, n.e.c. | 15 830 | 14 922 | 14 901 | 14 188 | 14 330 |
| 388 | 運輸設備製造業 Transport equipment | 8 658 | 8 758 | 8 859 | 9 567 | 9 425 |
| 389 | 其他專業、科學、量度及控制用的設備, 與攝影及光學用品製造業 Professional & scientific, measuring & controlling equipment, n.e.c., and photographic & optical goods | 5 327 | 4 553 | 4 108 | 3 838 | 4 100 |
| 390-391 | 其他產品製造業 Manufacturing industries, n.e.c. | 12 632 | 10 952 | 11 540 | 10 949 | 11 426 |
| 3 | 製造業 Manufacturing | 238 826 | 229 445 | 226 205 | 216 964 | 218 701 |
| 411 | 電力及燃氣業 Electricity and gas | 8 290 | 8 461 | 8 203 | 8 453 | 8 238 |
| 4 | 電力及燃氣業 Electricity and gas | 8 290 | 8 461 | 8 203 | 8 453 | 8 238 |

表 3 (續) 按 3 個位主要行業組別劃分的就業人數 (公務員除外)
 Table 3 (Cont'd.) Number of persons engaged (other than those in the Civil Service)
 analysed by 3-digit major industry group

| 香港標準 行業分類 編碼 HSIC codes | 行業類別/主要行業組別 Industry sector/Major industry group | 就業人數 Persons engaged | | | | |
|----------------------------------|---|-------------------------|--------------------|---------------------|--------------------|--------------------|
| | | 2000 六月 Jun. | 2000 九月 Sep. | 2000 十二月 Dec. | 2001 三月 Mar. | 2001 六月 Jun. |
| | 公營地盤 Public sector sites | | | | | |
| | 樓宇建築地盤 Building sites | 28 621 | 26 691 | 24 386 | 23 204 | 17 464 |
| | 土木工程地盤 Civil engineering sites | 15 161 | 17 562 | 19 969 | 21 354 | 19 181 |
| | 私營地盤 Private sector sites | | | | | |
| | 樓宇建築地盤 Building sites | 34 104 | 35 060 | 37 290 | 40 214 | 41 155 |
| | 土木工程地盤 Civil engineering sites | 1 375 | 1 378 | 2 279 | 3 041 | 2 469 |
| 5 | 建築地盤 (只包括地盤工人) Construction sites (manual workers only) | 79 261 | 80 691 | 83 924 | 87 813 | 80 269 |
| 611-612 | 批發業 Wholesale | 76 570 | 77 334 | 67 627 | 68 250 | 77 376 |
| 621 | 零售業 Retail | 211 153 | 223 017 | 215 037 | 215 389 | 228 281 |
| 631-632 | 進出口貿易業 Import/export | 526 561 | 532 292 | 509 375 | 512 827 | 504 120 |
| 641 | 飲食業 Restaurants | 193 498 | 191 341 | 187 772 | 191 686 | 196 096 |
| 651 | 酒店及旅舍業 Hotels and boarding houses | 28 569 | 29 304 | 29 283 | 28 900 | 29 009 |
| 6 | 批發、零售、進出口貿易、飲食及酒店業 Wholesale, retail and import/export trades, restaurants and hotels ⁽¹⁾ | 1 036 351 | 1 053 288 | 1 009 094 | 1 017 052 | 1 034 882 |
| 711 | 陸路客運業 Land passenger transport | 31 709 | 31 862 | 31 966 | 32 234 | 32 464 |
| 713 | 陸路運輸輔助服務業 Supporting services to land transport | 6 132 | 6 296 | 6 121 | 6 824 | 6 877 |
| 714 | 遠洋及沿岸海上運輸業 Ocean and coastal water transport | 8 211 | 9 099 | 8 034 | 8 368 | 8 413 |
| 715 | 港內海上運輸業 Inland water transport | 1 222 | 1 138 | 1 116 | 1 130 | 1 116 |

表 3 (續) 按 3 個位主要行業組別劃分的就業人數 (公務員除外)
Table 3 (Cont'd.) Number of persons engaged (other than those in the Civil Service)
analysed by 3-digit major industry group

| 香港標準 行業分類 編碼 HSIC codes | 行業類別/主要行業組別 Industry sector/Major industry group | 就業人數 Persons engaged | | | | |
|----------------------------------|---|-------------------------|--------------------|---------------------|--------------------|--------------------|
| | | 2000 六月 Jun. | 2000 九月 Sep. | 2000 十二月 Dec. | 2001 三月 Mar. | 2001 六月 Jun. |
| 716 | 海上運輸輔助服務業 Supporting services to water transport | 17 596 | 18 731 | 17 078 | 18 526 | 18 180 |
| 717 | 空運業 Air transport | 21 877 | 22 293 | 23 440 | 23 722 | 24 288 |
| 718 | 其他與運輸有關的服務業 Services incidental to transport | 50 528 | 48 858 | 45 939 | 46 474 | 48 533 |
| 721 | 倉庫業 Storage | 4 978 | 5 066 | 4 959 | 5 169 | 5 415 |
| 731 | 通訊業 Communications | 38 354 | 39 942 | 38 296 | 39 382 | 40 615 |
| 7 | 運輸、倉庫及通訊業 (1) Transport, storage and communications | 180 607 | 183 285 | 176 949 | 181 829 | 185 901 |
| 811 | 銀行業 Banking | 74 159 | 74 297 | 74 918 | 74 430 | 73 184 |
| 812 | 金融及投資公司 Finance and investment companies | 30 344 | 29 770 | 29 475 | 29 428 | 30 838 |
| 813 | 證券、期貨及金銀經紀、交易與服務業 Stock, commodity and bullion brokers, exchanges and services | 14 663 | 16 524 | 14 961 | 15 876 | 16 636 |
| 819 | 其他金融機構 Financial institutions, n.e.c. | 15 223 | 16 787 | 14 759 | 14 524 | 14 919 |
| 821 | 保險業 Insurance | 24 850 | 25 381 | 24 751 | 25 480 | 26 922 |
| 831 | 地產業 Real estate | 85 616 | 83 857 | 79 958 | 76 642 | 82 544 |
| 832 | 機械及設備租賃業 Rental of machinery and equipment | 1 141 | 1 175 | 1 147 | 1 127 | 926 |
| 833 | 商用服務業 (機械及設備租賃除外) Business services except rental of machinery and equipment | 183 342 | 189 203 | 194 136 | 191 371 | 196 483 |
| 8 | 金融、保險、地產及商用服務業 Financing, insurance, real estate and business services | 429 338 | 436 994 | 434 105 | 428 878 | 442 452 |
| 921 | 清潔及同類服務業 Sanitary and similar services | 43 207 | 42 596 | 45 793 | 43 915 | 45 256 |

表 3 (續) 按 3 個位主要行業組別劃分的就業人數 (公務員除外)
Table 3 (Cont'd.) Number of persons engaged (other than those in the Civil Service) analysed by 3-digit major industry group

| 香港標準 行業分類 編碼 HSIC codes | 行業類別/主要行業組別 Industry sector/Major industry group | 就業人數 Persons engaged | | | | |
|----------------------------------|--|-------------------------|--------------------|---------------------|--------------------|--------------------|
| | | 2000 六月 Jun. | 2000 九月 Sep. | 2000 十二月 Dec. | 2001 三月 Mar. | 2001 六月 Jun. |
| 931 | 教育服務業 Education services | 112 280 | 112 768 | 114 709 | 119 181 | 119 186 |
| 932 | 研究及科學機構 Research and scientific institutes | 180 | 165 | 165 | 198 | 174 |
| 933 | 醫療、牙科及其他保健服務業 Medical, dental and other health services | 67 933 | 68 176 | 67 572 | 70 030 | 70 976 |
| 934 | 福利機構 Welfare institutions | 29 631 | 35 942 | 33 832 | 35 720 | 41 288 |
| 935 | 商會 Business associations | 3 642 | 3 693 | 3 500 | 3 689 | 3 725 |
| 939 | 其他社會及有關社區服務業 Miscellaneous social and related community services | 5 926 | 5 457 | 5 240 | 5 551 | 5 822 |
| 940-941 | 電影及其他娛樂服務業 Motion pictures and other entertainment services | 18 188 | 18 218 | 18 535 | 17 171 | 19 501 |
| 942 | 圖書館、博物館及文化服務業 Libraries, museums and cultural services | 309 | 368 | 386 | 388 | 376 |
| 949 | 其他娛樂及康樂服務業 Miscellaneous amusement and recreational services | 13 012 | 13 507 | 13 899 | 13 751 | 14 047 |
| 951 | 維修服務業 Repair services | 15 687 | 15 285 | 16 227 | 14 716 | 15 612 |
| 952 | 洗熨、乾洗、衣物修補及有關服務業 Laundry, dry cleaning and garment services | 6 452 | 6 028 | 6 353 | 6 352 | 6 211 |
| 959 | 其他個人服務業 Miscellaneous personal services | 29 717 | 26 675 | 28 326 | 29 791 | 30 364 |
| 9 | 社區、社會及個人服務業 Community, social and personal services (1) | 346 164 | 348 878 | 354 537 | 360 453 | 372 538 |
| | 所有上列行業類別 All above industry sectors (1) | 2 319 070 | 2 341 254 | 2 293 171 | 2 301 645 | 2 343 185 |

註釋： (1) 數字只限有關統計調查所包括的行業而言。
 Note : Figures relate only to those industries covered.

表 4 按 3 個位主要行業組別劃分的職位空缺數目 (公務員除外)
Table 4 Number of vacancies (other than those in the Civil Service) analysed by 3-digit major industry group

| 香港標準 行業分類 編碼 HSIC codes | 行業類別/主要行業組別 Industry sector/Major industry group | 職位空缺數目 Vacancies | | | | |
|----------------------------------|---|---------------------|--------------------|---------------------|--------------------|--------------------|
| | | 2000 六月 Jun. | 2000 九月 Sep. | 2000 十二月 Dec. | 2001 三月 Mar. | 2001 六月 Jun. |
| 211 | 金屬礦開採業 Metal ore mining | N.A. | N.A. | N.A. | N.A. | N.A. |
| 219 | 採石及其他採礦業 Mining, n.e.c. | 0 | 0 | 0 | 0 | 0 |
| 2 | 採礦及採石業 Mining and quarrying | 0 | 0 | 0 | 0 | 0 |
| 311-312 | 食品製造業 Food | 161 | 264 | 124 | 153 | 163 |
| 313 | 飲品製造業 Beverage industries | 9 | 20 | 9 | 17 | 27 |
| 314 | 煙草製品業 Tobacco manufactures | 0 | 1 | 1 | 3 | 0 |
| 320-322 | 服裝製品業 (鞋類除外) Wearing apparel except footwear | 760 | 509 | 436 | 504 | 621 |
| 323 | 皮革製造及皮革製品業 (鞋類及服裝製品除外) Leather and leather products, except footwear and wearing apparel | 34 | ** | 4 | 6 | 6 |
| 324 | 鞋類製造業 (橡膠、塑膠及木質鞋類除外) Footwear, except rubber, plastic and wooden footwear | 4 | ** | 3 | 1 | 0 |
| 325-329 | 紡織製品業 Textiles | 209 | 113 | 87 | 132 | 114 |
| 331 | 木材及水松製品業 (傢具除外) Wood and cork products, except furniture | 0 | 3 | 0 | 0 | 0 |
| 332 | 傢具及固定裝置製造業 (金屬傢具除外) Furniture and fixtures, except primarily of metal | 3 | 2 | 0 | 0 | 0 |
| 341 | 紙張及紙品製造業 Paper and paper products | 17 | 21 | 17 | 19 | 21 |
| 342 | 印刷、出版及有關行業 Printing, publishing and allied industries | 528 | 402 | 232 | 311 | 296 |
| 351-352 | 化學品及化學產品製造業 Chemicals and chemical products | 61 | 37 | 17 | 37 | 34 |
| 353-354 | 石油及煤產品製造業 Products of petroleum and coal | 0 | 0 | 0 | 2 | 0 |
| 355 | 橡膠製品業 Rubber products | 2 | ** | 1 | 4 | 4 |

表 4 (續) 按 3 個位主要行業組別劃分的職位空缺數目 (公務員除外)
 Table 4 (Cont'd.) Number of vacancies (other than those in the Civil Service)
 analysed by 3-digit major industry group

| 香港標準 行業分類 編碼 HSIC codes | 行業類別/主要行業組別 Industry sector/Major industry group | 職位空缺數目 Vacancies | | | | |
|----------------------------------|---|---------------------|--------------------|---------------------|--------------------|--------------------|
| | | 2000 六月 Jun. | 2000 九月 Sep. | 2000 十二月 Dec. | 2001 三月 Mar. | 2001 六月 Jun. |
| 356 | 塑膠製品業 Plastic products | 56 | 60 | 46 | 50 | 27 |
| 361-369 | 非金屬礦產製品業 (石油及煤產品除外) Non-metallic mineral products, except products of petroleum and coal | 38 | 21 | 3 | 19 | 8 |
| 371-372 | 基本金屬製造業 Basic metal industries | 9 | 9 | 15 | 6 | 10 |
| 380-381 | 金屬製品業 (機械及設備除外) Fabricated metal products, except machinery and equipment | 86 | 37 | 34 | 51 | 109 |
| 382 | 辦公室、會計及計算器材製造業 Office, accounting and computing machinery | 44 | 26 | 31 | 20 | 22 |
| 383 | 收音機、電視機及通訊設備與器材製造業 Radio, television & communication equipment and apparatus | 92 | 99 | 42 | 21 | 30 |
| 384 | 電子零件製造業 Electronic parts and components | 317 | 247 | 206 | 83 | 57 |
| 385 | 家庭電器用具及電子玩具製造業 Electrical appliances & houseware and electronic toys | 6 | 1 | 0 | 3 | 3 |
| 386-387 | 其他機械、設備、儀器及零件製造業 Machinery, equipment, apparatus, parts and components, n.e.c. | 158 | 149 | 87 | 104 | 119 |
| 388 | 運輸設備製造業 Transport equipment | 168 | 78 | 186 | 104 | 122 |
| 389 | 其他專業、科學、量度及控制用的設備， 與攝影及光學用品製造業 Professional & scientific, measuring & controlling equipment, n.e.c., and photographic & optical goods | 29 | 34 | 13 | 95 | 34 |
| 390-391 | 其他產品製造業 Manufacturing industries, n.e.c. | 88 | 50 | 129 | 147 | 74 |
| 3 | 製造業 Manufacturing | 2 879 | 2 184 | 1 723 | 1 892 | 1 901 |
| 411 | 電力及燃氣業 Electricity and gas | 22 | 6 | 21 | 8 | 5 |
| 4 | 電力及燃氣業 Electricity and gas | 22 | 6 | 21 | 8 | 5 |

表 4 (續) 按 3 個位主要行業組別劃分的職位空缺數目 (公務員除外)
 Table 4 (Cont'd.) Number of vacancies (other than those in the Civil Service)
 analysed by 3-digit major industry group

| 香港標準 行業分類 編碼 HSIC codes | 行業類別/主要行業組別 Industry sector/Major industry group | 職位空缺數目 Vacancies | | | | |
|----------------------------------|--|---------------------|--------------------|---------------------|--------------------|--------------------|
| | | 2000 六月 Jun. | 2000 九月 Sep. | 2000 十二月 Dec. | 2001 三月 Mar. | 2001 六月 Jun. |
| | 公營地盤 Public sector sites | | | | | |
| | 樓宇建築地盤 Building sites | 178 | 189 | 88 | 52 | 16 |
| | 土木工程地盤 Civil engineering sites | 96 | 50 | 32 | 97 | 45 |
| | 私營地盤 Private sector sites | | | | | |
| | 樓宇建築地盤 Building sites | 176 | 26 | 57 | 99 | 50 |
| | 土木工程地盤 Civil engineering sites | 0 | 10 | 0 | 0 | 0 |
| 5 | 建築地盤 (只包括地盤工人) Construction sites (manual workers only) | 450 | 275 | 177 | 248 | 111 |
| 611-612 | 批發業 Wholesale | 943 | 1 387 | 539 | 654 | 719 |
| 621 | 零售業 Retail | 2 600 | 3 015 | 2 514 | 2 449 | 2 072 |
| 631-632 | 進出口貿易業 Import/export | 8 219 | 7 886 | 5 124 | 6 701 | 3 848 |
| 641 | 飲食業 Restaurants | 1 310 | 1 804 | 1 069 | 1 574 | 1 002 |
| 651 | 酒店及旅舍業 Hotels and boarding houses | 602 | 558 | 529 | 595 | 341 |
| 6 | 批發、零售、進出口貿易、飲食及酒店業 Wholesale, retail and import/export trades, restaurants and hotels (1) | 13 674 | 14 650 | 9 775 | 11 973 | 7 982 |
| 711 | 陸路客運業 Land passenger transport | 195 | 207 | 198 | 316 | 168 |
| 713 | 陸路運輸輔助服務業 Supporting services to land transport | 184 | 135 | 60 | 103 | 82 |
| 714 | 遠洋及沿岸海上運輸業 Ocean and coastal water transport | 97 | 109 | 107 | 88 | 46 |
| 715 | 港內海上運輸業 Inland water transport | 4 | 1 | 10 | 2 | 1 |

表 4 (續) 按 3 個位主要行業組別劃分的職位空缺數目 (公務員除外)
 Table 4 (Cont'd.) Number of vacancies (other than those in the Civil Service)
 analysed by 3-digit major industry group

| 香港標準 行業分類 編碼 HSIC codes | 行業類別/主要行業組別 Industry sector/Major industry group | 職位空缺數目 Vacancies | | | | |
|----------------------------------|---|---------------------|--------------------|---------------------|--------------------|--------------------|
| | | 2000 六月 Jun. | 2000 九月 Sep. | 2000 十二月 Dec. | 2001 三月 Mar. | 2001 六月 Jun. |
| 716 | 海上運輸輔助服務業 Supporting services to water transport | 183 | 279 | 81 | 136 | 119 |
| 717 | 空運業 Air transport | 102 | 136 | 141 | 193 | 165 |
| 718 | 其他與運輸有關的服務業 Services incidental to transport | 608 | 741 | 435 | 497 | 420 |
| 721 | 倉庫業 Storage | 9 | 21 | 7 | 20 | 6 |
| 731 | 通訊業 Communications | 928 | 635 | 385 | 619 | 459 |
| 7 | 運輸、倉庫及通訊業 Transport, storage and communications (1) | 2 310 | 2 264 | 1 424 | 1 974 | 1 466 |
| 811 | 銀行業 Banking | 1 392 | 1 093 | 919 | 1 518 | 1 567 |
| 812 | 金融及投資公司 Finance and investment companies | 269 | 321 | 162 | 336 | 285 |
| 813 | 證券、期貨及金銀經紀、交易與服務業 Stock, commodity and bullion brokers, exchanges and services | 210 | 253 | 61 | 130 | 166 |
| 819 | 其他金融機構 Financial institutions, n.e.c. | 572 | 662 | 158 | 184 | 270 |
| 821 | 保險業 Insurance | 1 167 | 1 397 | 740 | 899 | 836 |
| 831 | 地產業 Real estate | 2 052 | 2 204 | 1 288 | 1 318 | 1 534 |
| 832 | 機械及設備租賃業 Rental of machinery and equipment | 4 | 40 | 26 | 12 | 0 |
| 833 | 商用服務業 (機械及設備租賃除外) Business services except rental of machinery and equipment | 4 303 | 4 292 | 3 701 | 3 818 | 3 099 |
| 8 | 金融、保險、地產及商用服務業 Financing, insurance, real estate and business services | 9 969 | 10 262 | 7 055 | 8 215 | 7 757 |
| 921 | 清潔及同類服務業 Sanitary and similar services | 456 | 726 | 421 | 316 | 219 |

表 4 (續) 按 3 個位主要行業組別劃分的職位空缺數目 (公務員除外)
 Table 4 (Cont'd.) Number of vacancies (other than those in the Civil Service)
 analysed by 3-digit major industry group

| 香港標準 行業分類 編碼 HSIC codes | 行業類別/主要行業組別 Industry sector/Major industry group | 職位空缺數目 Vacancies | | | | |
|----------------------------------|--|---------------------|--------------------|---------------------|--------------------|--------------------|
| | | 2000 六月 Jun. | 2000 九月 Sep. | 2000 十二月 Dec. | 2001 三月 Mar. | 2001 六月 Jun. |
| 931 | 教育服務業 Education services | 674 | 879 | 710 | 726 | 661 |
| 932 | 研究及科學機構 Research and scientific institutes | 1 | 5 | 8 | 4 | 1 |
| 933 | 醫療、牙科及其他保健服務業 Medical, dental and other health services | 2 164 | 2 217 | 2 117 | 2 064 | 1 930 |
| 934 | 福利機構 Welfare institutions | 641 | 709 | 551 | 760 | 638 |
| 935 | 商會 Business associations | 82 | 62 | 71 | 47 | 74 |
| 939 | 其他社會及有關社區服務業 Miscellaneous social and related community services | 222 | 49 | 53 | 58 | 65 |
| 940-941 | 電影及其他娛樂服務業 Motion pictures and other entertainment services | 263 | 262 | 267 | 214 | 203 |
| 942 | 圖書館、博物館及文化服務業 Libraries, museums and cultural services | 6 | 9 | 12 | 8 | 7 |
| 949 | 其他娛樂及康樂服務業 Miscellaneous amusement and recreational services | 172 | 259 | 391 | 543 | 1 844 |
| 951 | 維修服務業 Repair services | 151 | 276 | 109 | 157 | 159 |
| 952 | 洗熨、乾洗、衣物修補及有關服務業 Laundry, dry cleaning and garment services | 24 | 53 | 58 | 55 | 54 |
| 959 | 其他個人服務業 Miscellaneous personal services | 711 | 635 | 336 | 773 | 603 |
| 9 | 社區、社會及個人服務業 Community, social and personal services (1) | 5 567 | 6 141 | 5 104 | 5 725 | 6 458 |
| | 所有上列行業類別 All above industry sectors (1) | 34 871 | 35 782 | 25 279 | 30 035 | 25 680 |

註釋： (1) 數字只限有關統計調查所包括的行業而言。
 Note: Figures relate only to those industries covered.

表 5 按 3 個位主要行業組別劃分的機構單位數目 (政府部門除外)
Table 5 Number of establishments (excluding Civil Service)
analysed by 3-digit major industry group

| 香港標準 行業分類 編碼 HSIC codes | 行業類別/主要行業組別 Industry sector/Major industry group | 機構單位數目 Establishments | | | | |
|----------------------------------|---|--------------------------|--------------------|---------------------|--------------------|--------------------|
| | | 2000 六月 Jun. | 2000 九月 Sep. | 2000 十二月 Dec. | 2001 三月 Mar. | 2001 六月 Jun. |
| 211 | 金屬礦開採業 Metal ore mining | N.A. | N.A. | N.A. | N.A. | N.A. |
| 219 | 採石及其他採礦業 Mining, n.e.c. | 5 | 5 | 6 | 6 | 8 |
| 2 | 採礦及採石業 Mining and quarrying | 5 | 5 | 6 | 6 | 8 |
| 311-312 | 食品製造業 Food | 687 | 699 | 709 | 723 | 772 |
| 313 | 飲品製造業 Beverage industries | 26 | 25 | 25 | 29 | 26 |
| 314 | 煙草製品業 Tobacco manufactures | 3 | 3 | 3 | 3 | 3 |
| 320-322 | 服裝製品業 (鞋類除外) Wearing apparel except footwear | 2 199 | 1 951 | 1 953 | 1 885 | 1 880 |
| 323 | 皮革製造及皮革製品業 (鞋類及服裝製品除外) Leather and leather products, except footwear and wearing apparel | 100 | 70 | 71 | 75 | 70 |
| 324 | 鞋類製造業 (橡膠、塑膠及木質鞋類除外) Footwear, except rubber, plastic and wooden footwear | 52 | 42 | 47 | 42 | 42 |
| 325-329 | 紡織製品業 Textiles | 2 198 | 2 142 | 2 077 | 1 989 | 2 040 |
| 331 | 木材及水松製品業 (傢具除外) Wood and cork products, except furniture | 256 | 234 | 211 | 202 | 221 |
| 332 | 傢具及固定裝置製造業 (金屬傢具除外) Furniture and fixtures, except primarily of metal | 270 | 248 | 236 | 237 | 215 |
| 341 | 紙張及紙品製造業 Paper and paper products | 638 | 625 | 625 | 610 | 627 |
| 342 | 印刷、出版及有關行業 Printing, publishing and allied industries | 4 803 | 4 904 | 4 785 | 4 745 | 4 897 |
| 351-352 | 化學品及化學產品製造業 Chemicals and chemical products | 496 | 472 | 465 | 437 | 454 |
| 353-354 | 石油及煤產品製造業 Products of petroleum and coal | 3 | 4 | 3 | 3 | 3 |
| 355 | 橡膠製品業 Rubber products | 80 | 68 | 68 | 69 | 73 |

表 5 (續) 按 3 個位主要行業組別劃分的機構單位數目 (政府部門除外)
 Table 5 (Cont'd.) Number of establishments (excluding Civil Service)
 analysed by 3-digit major industry group

| 香港標準 行業分類 編碼 HSIC codes | 行業類別/主要行業組別 Industry sector/Major industry group | 機構單位數目 Establishments | | | | |
|----------------------------------|---|--------------------------|--------------------|---------------------|--------------------|--------------------|
| | | 2000 六月 Jun. | 2000 九月 Sep. | 2000 十二月 Dec. | 2001 三月 Mar. | 2001 六月 Jun. |
| 356 | 塑膠製品業 Plastic products | 1 264 | 1 198 | 1 171 | 1 086 | 1 100 |
| 361-369 | 非金屬礦產製品業 (石油及煤產品除外) Non-metallic mineral products, except products of petroleum and coal | 267 | 262 | 265 | 266 | 260 |
| 371-372 | 基本金屬製造業 Basic metal industries | 130 | 100 | 90 | 80 | 76 |
| 380-381 | 金屬製品業 (機械及設備除外) Fabricated metal products, except machinery and equipment | 2 393 | 2 329 | 2 293 | 2 196 | 2 151 |
| 382 | 辦公室、會計及計算器材製造業 Office, accounting and computing machinery | 301 | 307 | 287 | 356 | 346 |
| 383 | 收音機、電視機及通訊設備與器材製造業 Radio, television & communication equipment and apparatus | 142 | 117 | 115 | 101 | 118 |
| 384 | 電子零件製造業 Electronic parts and components | 214 | 175 | 164 | 154 | 136 |
| 385 | 家庭電器用具及電子玩具製造業 Electrical appliances & houseware and electronic toys | 79 | 64 | 60 | 69 | 64 |
| 386-387 | 其他機械、設備、儀器及零件製造業 Machinery, equipment, apparatus, parts and components, n.e.c. | 2 917 | 2 559 | 2 678 | 2 483 | 2 549 |
| 388 | 運輸設備製造業 Transport equipment | 472 | 537 | 486 | 528 | 519 |
| 389 | 其他專業、科學、量度及控制用的設備， 與攝影及光學用品製造業 Professional & scientific, measuring & controlling equipment, n.e.c., and photographic & optical goods | 526 | 459 | 412 | 393 | 368 |
| 390-391 | 其他產品製造業 Manufacturing industries, n.e.c. | 2 065 | 1 915 | 1 949 | 1 888 | 1 910 |
| 3 | 製造業 Manufacturing | 22 581 | 21 509 | 21 248 | 20 649 | 20 920 |
| 411 | 電力及燃氣業 Electricity and gas | 18 | 19 | 19 | 19 | 19 |
| 4 | 電力及燃氣業 Electricity and gas | 18 | 19 | 19 | 19 | 19 |

表 5 (續) 按 3 個位主要行業組別劃分的機構單位數目 (政府部門除外)
 Table 5 (Cont'd.) Number of establishments (excluding Civil Service)
 analysed by 3-digit major industry group

| 香港標準 行業分類 編碼 HSIC codes | 行業類別/主要行業組別 Industry sector/Major industry group | 機構單位數目 Establishments | | | | |
|----------------------------------|--|--------------------------|--------------------|---------------------|--------------------|--------------------|
| | | 2000 六月 Jun. | 2000 九月 Sep. | 2000 十二月 Dec. | 2001 三月 Mar. | 2001 六月 Jun. |
| | 公營地盤 Public sector sites | | | | | |
| | 樓宇建築地盤 Building sites | 225 | 209 | 198 | 199 | 188 |
| | 土木工程地盤 Civil engineering sites | 218 | 213 | 220 | 232 | 232 |
| | 私營地盤 Private sector sites | | | | | |
| | 樓宇建築地盤 Building sites | 494 | 471 | 487 | 505 | 473 |
| | 土木工程地盤 Civil engineering sites | 71 | 67 | 73 | 72 | 82 |
| 5 | 建築地盤 Construction sites | 1 008 | 960 | 978 | 1 008 | 975 |
| 611-612 | 批發業 Wholesale | 16 639 | 16 247 | 14 935 | 15 869 | 17 842 |
| 621 | 零售業 Retail | 55 835 | 59 117 | 55 970 | 58 170 | 59 287 |
| 631-632 | 進出口貿易業 Import/export | 101 789 | 106 784 | 101 624 | 103 483 | 100 415 |
| 641 | 飲食業 Restaurants | 10 118 | 10 405 | 10 183 | 10 524 | 10 899 |
| 651 | 酒店及旅舍業 Hotels and boarding houses | 746 | 785 | 774 | 761 | 772 |
| 6 | 批發、零售、進出口貿易、飲食及酒店業 Wholesale, retail and import/export trades, restaurants and hotels (1) | 185 127 | 193 338 | 183 486 | 188 807 | 189 215 |
| 711 | 陸路客運業 Land passenger transport | 10 | 10 | 10 | 10 | 10 |
| 713 | 陸路運輸輔助服務業 Supporting services to land transport | 396 | 414 | 417 | 466 | 498 |
| 714 | 遠洋及沿岸海上運輸業 Ocean and coastal water transport | 385 | 406 | 361 | 376 | 368 |
| 715 | 港內海上運輸業 Inland water transport | 5 | 5 | 5 | 5 | 5 |

表 5 (續) 按 3 個位主要行業組別劃分的機構單位數目 (政府部門除外)
 Table 5 (Cont'd.) Number of establishments (excluding Civil Service)
 analysed by 3-digit major industry group

| 香港標準 行業分類 編碼 HSIC codes | 行業類別/主要行業組別 Industry sector/Major industry group | 機構單位數目 Establishments | | | | |
|----------------------------------|---|--------------------------|--------------------|---------------------|--------------------|--------------------|
| | | 2000 六月 Jun. | 2000 九月 Sep. | 2000 十二月 Dec. | 2001 三月 Mar. | 2001 六月 Jun. |
| 716 | 海上運輸輔助服務業 Supporting services to water transport | 2 927 | 2 941 | 2 897 | 2 987 | 3 088 |
| 717 | 空運業 Air transport | 132 | 133 | 134 | 130 | 134 |
| 718 | 其他與運輸有關的服務業 Services incidental to transport | 5 173 | 5 194 | 5 001 | 5 012 | 5 144 |
| 721 | 倉庫業 Storage | 380 | 387 | 377 | 377 | 379 |
| 731 | 通訊業 Communications | 1 265 | 1 210 | 1 209 | 1 200 | 1 222 |
| 7 | 運輸、倉庫及通訊業 Transport, storage and communications (1) | 10 673 | 10 700 | 10 411 | 10 563 | 10 848 |
| 811 | 銀行業 Banking | 1 745 | 1 736 | 1 698 | 1 704 | 1 703 |
| 812 | 金融及投資公司 Finance and investment companies | 3 941 | 3 708 | 3 818 | 3 648 | 3 998 |
| 813 | 證券、期貨及金銀經紀、交易與服務業 Stock, commodity and bullion brokers, exchanges and services | 1 035 | 1 051 | 1 058 | 1 040 | 1 083 |
| 819 | 其他金融機構 Financial institutions, n.e.c. | 1 586 | 1 563 | 1 661 | 1 576 | 1 708 |
| 821 | 保險業 Insurance | 6 800 | 7 049 | 7 071 | 7 224 | 7 094 |
| 831 | 地產業 Real estate | 11 756 | 10 968 | 10 800 | 9 944 | 10 925 |
| 832 | 機械及設備租賃業 Rental of machinery and equipment | 197 | 194 | 186 | 195 | 179 |
| 833 | 商用服務業 (機械及設備租賃除外) Business services except rental of machinery and equipment | 25 432 | 24 603 | 25 638 | 25 204 | 26 409 |
| 8 | 金融、保險、地產及商用服務業 Financing, insurance, real estate and business services | 52 492 | 50 872 | 51 930 | 50 535 | 53 099 |
| 921 | 清潔及同類服務業 Sanitary and similar services | 1 303 | 1 318 | 1 263 | 1 296 | 1 417 |

表 5 (續) 按 3 個位主要行業組別劃分的機構單位數目 (政府部門除外)
 Table 5 (Cont'd.) Number of establishments (excluding Civil Service)
 analysed by 3-digit major industry group

| 香港標準 行業分類 編碼 HSIC codes | 行業類別/主要行業組別 Industry sector/Major industry group | 機構單位數目 Establishments | | | | |
|----------------------------------|--|--------------------------|--------------------|---------------------|--------------------|--------------------|
| | | 2000 六月 Jun. | 2000 九月 Sep. | 2000 十二月 Dec. | 2001 三月 Mar. | 2001 六月 Jun. |
| 931 | 教育服務業 Education services | 3 128 | 3 285 | 3 394 | 3 451 | 3 603 |
| 932 | 研究及科學機構 Research and scientific institutes | 33 | 39 | 42 | 44 | 46 |
| 933 | 醫療、牙科及其他保健服務業 Medical, dental and other health services | 4 604 | 4 638 | 4 634 | 4 627 | 4 794 |
| 934 | 福利機構 Welfare institutions | 1 840 | 2 190 | 2 207 | 2 280 | 2 665 |
| 935 | 商會 Business associations | 367 | 374 | 351 | 363 | 385 |
| 939 | 其他社會及有關社區服務業 Miscellaneous social and related community services | 621 | 595 | 577 | 575 | 567 |
| 940-941 | 電影及其他娛樂服務業 Motion pictures and other entertainment services | 2 440 | 2 326 | 2 607 | 2 582 | 2 617 |
| 942 | 圖書館、博物館及文化服務業 Libraries, museums and cultural services | 54 | 59 | 62 | 58 | 64 |
| 949 | 其他娛樂及康樂服務業 Miscellaneous amusement and recreational services | 484 | 481 | 486 | 519 | 591 |
| 951 | 維修服務業 Repair services | 4 571 | 4 307 | 4 437 | 4 163 | 4 421 |
| 952 | 洗熨、乾洗、衣物修補及有關服務業 Laundry, dry cleaning and garment services | 1 640 | 1 704 | 1 714 | 1 717 | 1 738 |
| 959 | 其他個人服務業 Miscellaneous personal services | 7 441 | 7 244 | 7 257 | 7 593 | 7 969 |
| 9 | 社區、社會及個人服務業 Community, social and personal services (1) | 28 526 | 28 560 | 29 031 | 29 268 | 30 877 |
| | 所有上列行業類別 All above industry sectors (1) | 300 430 | 305 963 | 297 109 | 300 855 | 305 961 |

註釋： (1) 數字只限有關統計調查所包括的行業而言。
 Note: Figures relate only to those industries covered.

表 6 按選定 4 個位行業組別劃分的機構單位數目、就業人數及職位空缺數目
(公務員除外)

Table 6 Number of establishments, persons engaged and vacancies (other than those in the Civil Service) analysed by selected 4-digit industry group

| 香港標準 行業分類 編碼 HSIC codes | 行業組別 Industry group | 機構單位數目 Establishments | | 就業人數 Persons engaged | | 職位空缺數目 Vacancies | |
|----------------------------------|---|--------------------------|----------------------|-------------------------|--------------------|---------------------|--------------------|
| | | 2001 三月 Mar. | 2001 六月 Jun. | 2001 三月 Mar. | 2001 六月 Jun. | 2001 三月 Mar. | 2001 六月 Jun. |
| | | 3 | 製造業 Manufacturing | | | | |
| 3201 | 外衣及幼兒衣物縫製業(直接由紗線原件針織的衣物及皮革衣服除外) Outer garments including infants' wear and garment, except knitwear from yarn and leather garments | 1 590 | 1 574 | 26 767 | 27 306 | 378 | 545 |
| 3202 | 內衣及睡衣縫製業 Under garments and night garments | 115 | 121 | 4 427 | 4 452 | 117 | 72 |
| 3261 | 梭織棉布業 Weaving, cotton | 87 | 89 | 2 949 | 2 927 | 2 | 5 |
| 3276 | 針織外衣業 Knit outerwear | 677 | 688 | 11 609 | 11 984 | 38 | 28 |
| 3285 | 梭織布料漂染業 Bleaching and dyeing of woven fabric | 56 | 53 | 1 799 | 1 785 | 15 | 2 |
| 3412 | 紙盒及其他紙製容器製造業 Containers and boxes of paper & paperboard | 385 | 395 | 2 006 | 1 845 | 2 | 0 |
| 3422 | 承印業 Job printing | 3 252 | 3 363 | 21 341 | 22 794 | 130 | 159 |
| 3562 | 塑膠玩具製造業 Plastic toys | 148 | 143 | 777 | 773 | 6 | 6 |
| 3866 | 乾電池製造業(蓄電池除外) Dry batteries (excl. lead accumulators) | 10 | 10 | 898 | 783 | 1 | 2 |
| 3872 | 其他電器製品及配件製造業 Electrical products and accessories, n.e.c. | 70 | 70 | 805 | 817 | 1 | 5 |
| 3873 | 其他電子製品業 Electronic products, n.e.c. | 30 | 30 | 660 | 689 | 6 | 8 |
| 3881 | 船塢 Shipyards | 146 | 150 | 2 675 | 2 580 | 1 | 4 |
| 3882 | 艇廠 Boatyards | 182 | 186 | 845 | 547 | 3 | 9 |
| 3893 | 電子鐘錶製造業 Watches and clocks, electronic | 118 | 114 | 1 829 | 1 745 | 5 | 2 |
| 3894 | 鐘錶殼及其他鐘錶零件製造業 Cases and parts for watches and clocks, n.e.c. | 208 | 185 | 683 | 816 | 16 | 23 |
| 3902 | 珠寶首飾及有關物品製造業 Jewellery and related articles | 676 | 681 | 5 539 | 5 910 | 54 | 14 |

表 6 (續) 按選定 4 個位行業組別劃分的機構單位數目、就業人數及職位空缺數目
(公務員除外)

Table 6 (Cont'd.) Number of establishments, persons engaged and vacancies (other than those in the Civil Service) analysed by selected 4-digit industry group

| 香港標準 行業分類 編碼 HSIC codes | 行業組別 Industry group | 機構單位數目 Establishments | | 就業人數 Persons engaged | | 職位空缺數目 Vacancies | |
|----------------------------------|--|--------------------------|--|-------------------------|--------------------|---------------------|--------------------|
| | | 2001 三月 Mar. | 2001 六月 Jun. | 2001 三月 Mar. | 2001 六月 Jun. | 2001 三月 Mar. | 2001 六月 Jun. |
| | | 6 | 批發、零售、進出口貿易、飲食及酒店業 Wholesale, retail and import/export trades, restaurants and hotels | | | | |
| 6411 | 中式餐館及酒樓 Chinese restaurants | 4 307 | 4 478 | 100 068 | 98 709 | 348 | 340 |
| 6412 | 非中式餐館 Restaurants, other than Chinese restaurants | 3 498 | 3 662 | 49 951 | 52 717 | 907 | 489 |
| 6413 | 快餐店 Fast food shops | 1 604 | 1 564 | 31 934 | 34 102 | 159 | 60 |
| 6511 | 酒店 Hotels | 97 | 98 | 27 102 | 26 977 | 594 | 338 |
| 7 | 運輸、倉庫及通訊業 Transport, storage and communications | | | | | | |
| 7111 | 公共巴士服務 Motor buses | 5 | 5 | 19 414 | 19 644 | 188 | 44 |
| 7112 | 電車服務及鐵路運輸服務 Tramways and railways | 5 | 5 | 12 820 | 12 820 | 128 | 124 |
| 7151 | 港海渡輪服務 Harbour ferries | 5 | 5 | 1 130 | 1 116 | 2 | 1 |
| 7161 | 貨櫃碼頭、貨櫃裝卸及貨櫃租賃服務 Container terminals, haulage of containers and container leasing | 2 987 | 3 088 | 18 526 | 18 180 | 136 | 119 |
| 7171 | 航空公司 Airline companies | 107 | 110 | 16 009 | 16 220 | 168 | 114 |
| 7172 | 空運輔助服務 Supporting services to air transport | 23 | 24 | 7 713 | 8 068 | 25 | 51 |
| 7181 | 旅行社及票務代理 Travel agents and airline ticket agents | 2 150 | 2 177 | 18 077 | 18 474 | 253 | 259 |
| 7182 | 航空貨運代理 Air cargo forwarding services | 685 | 707 | 10 129 | 9 707 | 69 | 40 |
| 7183 | 海上貨運代理 Sea cargo forwarding services | 1 989 | 2 084 | 16 891 | 18 949 | 160 | 104 |
| 7212 | 貨倉及其他倉庫服務 General cargo warehouses and other storage services | 367 | 370 | 4 654 | 5 028 | 20 | 6 |
| 7311 | 電話、電報及電訊服務 Telephone and telegraph services | 8 | 10 | 12 652 | 13 718 | 19 | 39 |

表 6 (續) 按選定 4 個位行業組別劃分的機構單位數目、就業人數及職位空缺數目
(公務員除外)

Table 6 (Cont'd.) Number of establishments, persons engaged and vacancies (other than those in the Civil Service) analysed by selected 4-digit industry group

| 香港標準 行業分類 編碼 HSIC codes | 行業組別 Industry group | 機構單位數目 Establishments | | 就業人數 Persons engaged | | 職位空缺數目 Vacancies | |
|----------------------------------|---|--------------------------|---|-------------------------|--------------------|---------------------|--------------------|
| | | 2001 三月 Mar. | 2001 六月 Jun. | 2001 三月 Mar. | 2001 六月 Jun. | 2001 三月 Mar. | 2001 六月 Jun. |
| | | 8 | 金融、保險、地產及商用服務業 Financing, insurance, real estate and business services | | | | |
| 8111 | 銀行 Banks | 1 635 | 1 634 | 74 119 | 72 967 | 1 516 | 1 564 |
| 8122 | 投資及控股公司 Investment and holding companies | 3 064 | 3 368 | 23 666 | 24 644 | 247 | 266 |
| 8131 | 證券公司 Stock and share companies | 896 | 912 | 14 336 | 14 929 | 93 | 140 |
| 8311 | 地產發展 Real estate development | 358 | 357 | 2 896 | 2 511 | 20 | 15 |
| 8314 | 地產保養管理服務 Real estate maintenance management | 1 504 | 1 557 | 43 145 | 44 412 | 481 | 520 |
| 8315 | 地產經紀及代理 Real estate brokerage and agency | 3 423 | 3 572 | 15 834 | 17 970 | 737 | 934 |
| 8331 | 法律服務 Legal services | 1 401 | 1 435 | 14 969 | 15 432 | 74 | 60 |
| 8332 | 會計、核數及簿記服務 Accounting, auditing and bookkeeping services | 3 181 | 3 263 | 16 334 | 16 843 | 399 | 239 |
| 8333 | 資料處理及製表服務 Data processing and tabulating services | 3 583 | 3 752 | 26 111 | 28 172 | 824 | 661 |
| 8334 | 與建造及地產活動有關的建築、測量及工程策劃服務 Architectural, surveying and project engineering services related to construction and real estate activities | 1 458 | 1 497 | 18 128 | 20 178 | 206 | 209 |
| 9 | 社區、社會及個人服務業 Community, social and personal services | | | | | | |
| 9513 | 汽車及電單車維修服務 Servicing and repairing of motor vehicles and motor-cycles | 2 509 | 2 548 | 10 589 | 11 351 | 123 | 125 |
| 9591 | 理髮及美容服務 Barber and beauty shops | 6 042 | 6 365 | 24 777 | 25 146 | 715 | 462 |

表 6 (續) 按選定 4 個位行業組別劃分的機構單位數目、就業人數及職位空缺數目
(公務員除外)

Table 6 (Cont'd.) Number of establishments, persons engaged and vacancies (other than those in the Civil Service) analysed by selected 4-digit industry group

| 香港標準 行業分類 編碼 HSIC codes | 行業組別 Industry group | 機構單位數目 Establishments | | 就業人數 Persons engaged | | 職位空缺數目 Vacancies | |
|----------------------------------|------------------------|--------------------------|--------------------|-------------------------|--------------------|---------------------|--------------------|
| | | 2001 三月 Mar. | 2001 六月 Jun. | 2001 三月 Mar. | 2001 六月 Jun. | 2001 三月 Mar. | 2001 六月 Jun. |
| | | (請看註釋) (see note) | 電子業 Electronics | 797 | 777 | 24 480 | 22 591 |

註釋：政府統計處曾詳細研究電子產品及電子業的統計分類事項，並曾就此徵詢有關的工商業機構，詳情刊載在一九八六年三月份《香港統計月刊》的特刊內。在香港標準行業分類中，電子業包括行業組別 382(辦公室、會計及計算器材製造業)，383(收音機、電視機及通訊設備與器材製造業)，384(電子零件製造業)，3852(電子玩具製造業)，3868(工業用電子儀器製造業)，3873(其他電子製品業)及3893(電子鐘錶製造業)。

Note: The statistical classification of electronic products and the electronics industry had been studied by the Census & Statistics Department in consultation with relevant trade and industrial organizations. Details are given in a special review article published in March 1986 issue of the "Hong Kong Monthly Digest of Statistics". The electronics industry in HSIC covers industry codes 382 (office, accounting and computing machinery), 383 (radio, television & communication equipment and apparatus), 384 (electronic parts and components), 3852 (electronic toys), 3868 (electronic industrial apparatus), 3873 (electronic products, not elsewhere classified) and 3893 (watches and clocks, electronic).

表 7 按 3 個位主要行業組別及性別劃分的就業人數 (公務員除外)
Table 7 Number of persons engaged (other than those in the Civil Service)
analysed by 3-digit major industry group and sex

| 香港標準 行業分類 編碼 HSIC codes | 行業類別/主要行業組別 Industry sector/Major industry group | 就業人數 Persons engaged | | | | | |
|----------------------------------|---|-------------------------|-------------|-------------|----------------------|-------------|-------------|
| | | 二零零一年三月 March 2001 | | 總計 Total | 二零零一年六月 June 2001 | | 總計 Total |
| | | 男 Male | 女 Female | | 男 Male | 女 Female | |
| 211 | 金屬礦開採業 Metal ore mining | N.A. | N.A. | N.A. | N.A. | N.A. | N.A. |
| 219 | 採石及其他採礦業 Mining, n.e.c. | 189 | 14 | 203 | 190 | 14 | 204 |
| 2 | 採礦及採石業 Mining and quarrying | 189 | 14 | 203 | 190 | 14 | 204 |
| 311-312 | 食品製造業 Food | 11 225 | 7 324 | 18 549 | 11 680 | 7 522 | 19 202 |
| 313 | 飲品製造業 Beverage industries | 2 563 | 621 | 3 184 | 2 531 | 629 | 3 160 |
| 314 | 煙草製品業 Tobacco manufactures | 340 | 93 | 433 | 343 | 92 | 435 |
| 320-322 | 服裝製品業 (鞋類除外) Wearing apparel except footwear | 7 922 | 25 240 | 33 162 | 8 359 | 25 333 | 33 692 |
| 323 | 皮革製造及皮革製品業 (鞋類及服裝製品除外) Leather and leather products, except footwear and wearing apparel | 251 | 227 | 478 | 188 | 146 | 334 |
| 324 | 鞋類製造業 (橡膠、塑膠及木質鞋類除外) Footwear, except rubber, plastic and wooden footwear | 124 | 59 | 183 | 114 | 63 | 177 |
| 325-329 | 紡織製品業 Textiles | 13 535 | 13 199 | 26 734 | 13 725 | 14 123 | 27 848 |
| 331 | 木材及水松製品業 (傢具除外) Wood and cork products, except furniture | 399 | 92 | 491 | 537 | 88 | 625 |
| 332 | 傢具及固定裝置製造業 (金屬傢具除外) Furniture and fixtures, except primarily of metal | 627 | 142 | 769 | 458 | 61 | 519 |
| 341 | 紙張及紙品製造業 Paper and paper products | 2 931 | 961 | 3 892 | 2 715 | 1 055 | 3 770 |
| 342 | 印刷、出版及有關行業 Printing, publishing and allied industries | 28 555 | 13 852 | 42 407 | 28 781 | 14 917 | 43 698 |
| 351-352 | 化學品及化學產品製造業 Chemicals and chemical products | 2 726 | 2 154 | 4 880 | 2 690 | 2 125 | 4 815 |
| 353-354 | 石油及煤產品製造業 Products of petroleum and coal | 78 | 3 | 81 | 78 | 3 | 81 |
| 355 | 橡膠製品業 Rubber products | 332 | 117 | 449 | 319 | 141 | 460 |

表 7 (續) 按 3 個位主要行業組別及性別劃分的就業人數 (公務員除外)
 Table 7 (Cont'd.) Number of persons engaged (other than those in the Civil Service)
 analysed by 3-digit major industry group and sex

| 香港標準 行業分類 編碼 HSIC codes | 行業類別/主要行業組別 Industry sector/Major industry group | 就業人數 Persons engaged | | | | | |
|----------------------------------|---|-------------------------|---------------|----------------|----------------------|---------------|----------------|
| | | 二零零一年三月 March 2001 | | 總計 Total | 二零零一年六月 June 2001 | | 總計 Total |
| | | 男 Male | 女 Female | | | 男 Male | |
| 356 | 塑膠製品業 Plastic products | 4 046 | 2 108 | 6 154 | 4 028 | 2 326 | 6 354 |
| 361-369 | 非金屬礦產製品業 (石油及煤產品除外) Non-metallic mineral products, except products of petroleum and coal | 1 840 | 357 | 2 197 | 1 818 | 321 | 2 139 |
| 371-372 | 基本金屬製造業 Basic metal industries | 1 028 | 190 | 1 218 | 1 043 | 188 | 1 231 |
| 380-381 | 金屬製品業 (機械及設備除外) Fabricated metal products, except machinery and equipment | 8 290 | 2 405 | 10 695 | 7 910 | 2 343 | 10 253 |
| 382 | 辦公室、會計及計算器材製造業 Office, accounting and computing machinery | 1 822 | 1 243 | 3 065 | 1 774 | 1 158 | 2 932 |
| 383 | 收音機、電視機及通訊設備與器材製造業 Radio, television & communication equipment and apparatus | 1 360 | 700 | 2 060 | 1 514 | 797 | 2 311 |
| 384 | 電子零件製造業 Electronic parts and components | 7 395 | 9 233 | 16 628 | 6 677 | 8 001 | 14 678 |
| 385 | 家庭電器用具及電子玩具製造業 Electrical appliances & houseware and electronic toys | 452 | 261 | 713 | 468 | 238 | 706 |
| 386-387 | 其他機械、設備、儀器及零件製造業 Machinery, equipment, apparatus, parts and components, n.e.c. | 10 353 | 3 835 | 14 188 | 10 432 | 3 898 | 14 330 |
| 388 | 運輸設備製造業 Transport equipment | 8 605 | 962 | 9 567 | 8 103 | 1 322 | 9 425 |
| 389 | 其他專業、科學、量度及控制用的設備， 與攝影及光學用品製造業 Professional & scientific, measuring & controlling equipment, n.e.c., and photographic & optical goods | 1 632 | 2 206 | 3 838 | 1 869 | 2 231 | 4 100 |
| 390-391 | 其他產品製造業 Manufacturing industries, n.e.c. | 7 007 | 3 942 | 10 949 | 7 521 | 3 905 | 11 426 |
| 3 | 製造業 Manufacturing | 125 438 | 91 526 | 216 964 | 125 675 | 93 026 | 218 701 |
| 411 | 電力及燃氣業 Electricity and gas | 7 304 | 1 149 | 8 453 | 7 167 | 1 071 | 8 238 |
| 4 | 電力及燃氣業 Electricity and gas | 7 304 | 1 149 | 8 453 | 7 167 | 1 071 | 8 238 |

表 7 (續) 按 3 個位主要行業組別及性別劃分的就業人數 (公務員除外)
 Table 7 (Cont'd.) Number of persons engaged (other than those in the Civil Service)
 analysed by 3-digit major industry group and sex

| 香港標準 行業分類 編碼 HSIC codes | 行業類別/主要行業組別 Industry sector/Major industry group | 就業人數 Persons engaged | | | | | |
|----------------------------------|--|-------------------------|----------------|----------------------|----------------|----------------|------------------|
| | | 二零零一年三月 March 2001 | | 二零零一年六月 June 2001 | | 總計 Total | |
| | | 男 Male | 女 Female | 男 Male | 女 Female | | 總計 Total |
| | 公營地盤 Public sector sites | | | | | | |
| | 樓宇建築地盤 Building sites | 21 389 | 1 815 | 23 204 | 16 131 | 1 333 | 17 464 |
| | 土木工程地盤 Civil engineering sites | 20 677 | 677 | 21 354 | 18 490 | 691 | 19 181 |
| | 私營地盤 Private sector sites | | | | | | |
| | 樓宇建築地盤 Building sites | 36 411 | 3 803 | 40 214 | 37 948 | 3 207 | 41 155 |
| | 土木工程地盤 Civil engineering sites | 2 874 | 167 | 3 041 | 2 372 | 97 | 2 469 |
| 5 | 建築地盤 (只包括地盤工人) Construction sites (manual workers only) | 81 351 | 6 462 | 87 813 | 74 941 | 5 328 | 80 269 |
| 611-612 | 批發業 Wholesale | 44 580 | 23 670 | 68 250 | 49 255 | 28 121 | 77 376 |
| 621 | 零售業 Retail | 97 717 | 117 672 | 215 389 | 103 656 | 124 625 | 228 281 |
| 631-632 | 進出口貿易業 Import/export | 281 434 | 231 393 | 512 827 | 273 683 | 230 437 | 504 120 |
| 641 | 飲食業 Restaurants | 94 573 | 97 113 | 191 686 | 95 724 | 100 372 | 196 096 |
| 651 | 酒店及旅舍業 Hotels and boarding houses | 16 627 | 12 273 | 28 900 | 16 705 | 12 304 | 29 009 |
| 6 | 批發、零售、進出口貿易、飲食及酒店業 Wholesale, retail and import/export trades, restaurants and hotels (1) | 534 931 | 482 121 | 1 017 052 | 539 023 | 495 859 | 1 034 882 |
| 711 | 陸路客運業 Land passenger transport | 28 565 | 3 669 | 32 234 | 28 948 | 3 516 | 32 464 |
| 713 | 陸路運輸輔助服務業 Supporting services to land transport | 3 765 | 3 059 | 6 824 | 3 605 | 3 272 | 6 877 |
| 714 | 遠洋及沿岸海上運輸業 Ocean and coastal water transport | 5 172 | 3 196 | 8 368 | 5 273 | 3 140 | 8 413 |
| 715 | 港內海上運輸業 Inland water transport | 1 041 | 89 | 1 130 | 1 028 | 88 | 1 116 |

表 7 (續) 按 3 個位主要行業組別及性別劃分的就業人數 (公務員除外)
 Table 7 (Cont'd.) Number of persons engaged (other than those in the Civil Service)
 analysed by 3-digit major industry group and sex

| 香港標準 行業分類 編碼 HSIC codes | 行業類別/主要行業組別 Industry sector/Major industry group | 就業人數 Persons engaged | | | | | |
|----------------------------------|---|-------------------------|----------------|----------------------|----------------|----------------|----------------|
| | | 二零零一年三月 March 2001 | | 二零零一年六月 June 2001 | | 總計 Total | |
| | | 男 Male | 女 Female | 總計 Total | 男 Male | | 女 Female |
| 716 | 海上運輸輔助服務業 Supporting services to water transport | 15 212 | 3 314 | 18 526 | 14 773 | 3 407 | 18 180 |
| 717 | 空運業 Air transport | 12 246 | 11 476 | 23 722 | 12 611 | 11 677 | 24 288 |
| 718 | 其他與運輸有關的服務業 Services incidental to transport | 24 727 | 21 747 | 46 474 | 25 139 | 23 394 | 48 533 |
| 721 | 倉庫業 Storage | 4 126 | 1 043 | 5 169 | 4 311 | 1 104 | 5 415 |
| 731 | 通訊業 Communications | 24 834 | 14 548 | 39 382 | 25 660 | 14 955 | 40 615 |
| 7 | 運輸、倉庫及通訊業 Transport, storage and communications (1) | 119 688 | 62 141 | 181 829 | 121 348 | 64 553 | 185 901 |
| 811 | 銀行業 Banking | 31 278 | 43 152 | 74 430 | 30 943 | 42 241 | 73 184 |
| 812 | 金融及投資公司 Finance and investment companies | 15 672 | 13 756 | 29 428 | 17 264 | 13 574 | 30 838 |
| 813 | 證券、期貨及金銀經紀、交易與服務業 Stock, commodity and bullion brokers, exchanges and services | 9 299 | 6 577 | 15 876 | 9 672 | 6 964 | 16 636 |
| 819 | 其他金融機構 Financial institutions, n.e.c. | 7 720 | 6 804 | 14 524 | 7 672 | 7 247 | 14 919 |
| 821 | 保險業 Insurance | 10 250 | 15 230 | 25 480 | 11 004 | 15 918 | 26 922 |
| 831 | 地產業 Real estate | 51 410 | 25 232 | 76 642 | 56 677 | 25 867 | 82 544 |
| 832 | 機械及設備租賃業 Rental of machinery and equipment | 915 | 212 | 1 127 | 772 | 154 | 926 |
| 833 | 商用服務業 (機械及設備租賃除外) Business services except rental of machinery and equipment | 118 587 | 72 784 | 191 371 | 120 647 | 75 836 | 196 483 |
| 8 | 金融、保險、地產及商用服務業 Financing, insurance, real estate and business services | 245 131 | 183 747 | 428 878 | 254 651 | 187 801 | 442 452 |
| 921 | 清潔及同類服務業 Sanitary and similar services | 14 851 | 29 064 | 43 915 | 16 598 | 28 658 | 45 256 |

表 7 (續) 按 3 個位主要行業組別及性別劃分的就業人數 (公務員除外)
 Table 7 (Cont'd.) Number of persons engaged (other than those in the Civil Service)
 analysed by 3-digit major industry group and sex

| 香港標準 行業分類 編碼 HSIC codes | 行業類別/主要行業組別 Industry sector/Major industry group | 就業人數 Persons engaged | | | | | |
|----------------------------------|--|-------------------------|------------------|------------------|----------------------|------------------|------------------|
| | | 二零零一年三月 March 2001 | | 總計 Total | 二零零一年六月 June 2001 | | 總計 Total |
| | | 男 Male | 女 Female | | | 男 Male | |
| 931 | 教育服務業 Education services | 44 500 | 74 681 | 119 181 | 44 010 | 75 176 | 119 186 |
| 932 | 研究及科學機構 Research and scientific institutes | 119 | 79 | 198 | 101 | 73 | 174 |
| 933 | 醫療、牙科及其他保健服務業 Medical, dental and other health services | 20 259 | 49 771 | 70 030 | 20 429 | 50 547 | 70 976 |
| 934 | 福利機構 Welfare institutions | 6 188 | 29 532 | 35 720 | 7 504 | 33 784 | 41 288 |
| 935 | 商會 Business associations | 1 597 | 2 092 | 3 689 | 1 545 | 2 180 | 3 725 |
| 939 | 其他社會及有關社區服務業 Miscellaneous social and related community services | 2 597 | 2 954 | 5 551 | 2 748 | 3 074 | 5 822 |
| 940-941 | 電影及其他娛樂服務業 Motion pictures and other entertainment services | 10 438 | 6 733 | 17 171 | 12 136 | 7 365 | 19 501 |
| 942 | 圖書館、博物館及文化服務業 Libraries, museums and cultural services | 143 | 245 | 388 | 136 | 240 | 376 |
| 949 | 其他娛樂及康樂服務業 Miscellaneous amusement and recreational services | 8 308 | 5 443 | 13 751 | 8 490 | 5 557 | 14 047 |
| 951 | 維修服務業 Repair services | 13 088 | 1 628 | 14 716 | 13 731 | 1 881 | 15 612 |
| 952 | 洗熨、乾洗、衣物修補及有關服務業 Laundry, dry cleaning and garment services | 2 583 | 3 769 | 6 352 | 2 164 | 4 047 | 6 211 |
| 959 | 其他個人服務業 Miscellaneous personal services | 14 488 | 15 303 | 29 791 | 14 810 | 15 554 | 30 364 |
| 9 | 社區、社會及個人服務業 Community, social and personal services (1) | 139 159 | 221 294 | 360 453 | 144 402 | 228 136 | 372 538 |
| | 所有上列行業類別 All above industry sectors (1) | 1 253 191 | 1 048 454 | 2 301 645 | 1 267 397 | 1 075 788 | 2 343 185 |

註釋： (1) 數字只限有關統計調查所包括的行業而言。
 Note: Figures relate only to those industries covered.

表 8 按行業類別及機構規模劃分的機構單位數目及就業人數（公務員除外）
 Table 8 Number of establishments and persons engaged (other than those in the Civil Service) analysed by industry sector and size of establishment

| 行業類別 Industry sector | 機構規模（按就業人數分類） Size of establishment (in terms of number of persons engaged) | 機構單位數目 Establishments | 二零零一年六月 June 2001 | | 總計 Total |
|--|--|--------------------------|-------------------------|-------------|-------------|
| | | | 就業人數 Persons engaged | | |
| | | | 男 Male | 女 Female | |
| 採礦及採石業 Mining and quarrying | 1 - 9 | 4 | 5 | 0 | 5 |
| | 20 - 49 | 2 | 63 | 5 | 68 |
| | 50 - 99 | 2 | 122 | 9 | 131 |
| | 總計 Total | 8 | 190 | 14 | 204 |
| 製造業 Manufacturing | 1 - 9 | 17 120 | 36 262 | 13 772 | 50 034 |
| | 10 - 19 | 1 903 | 15 121 | 10 227 | 25 348 |
| | 20 - 49 | 1 241 | 19 193 | 18 287 | 37 480 |
| | 50 - 99 | 375 | 11 987 | 13 386 | 25 373 |
| | 100 - 199 | 167 | 11 144 | 11 649 | 22 793 |
| | 200 - 499 | 80 | 12 841 | 11 468 | 24 309 |
| | 500 - 999 | 24 | 8 961 | 7 573 | 16 534 |
| | 總計 Total | 20 920 | 125 675 | 93 026 | 218 701 |
| 電力及燃氣業 Electricity and gas | 1 - 9 | 6 | 26 | 13 | 39 |
| | 10 - 19 | 8 | 66 | 42 | 108 |
| | 20 - 49 | 2 | 40 | 23 | 63 |
| | 1000 | 3 | 7 035 | 993 | 8 028 |
| | 總計 Total | 19 | 7 167 | 1 071 | 8 238 |
| 建築地盤（只包括地盤工人） Construction sites (manual workers only) | 1 - 9 | 262 | 1 204 | 33 | 1 237 |
| | 10 - 19 | 162 | 2 081 | 131 | 2 212 |
| | 20 - 49 | 232 | 6 921 | 363 | 7 284 |
| | 50 - 99 | 125 | 8 299 | 545 | 8 844 |
| | 100 - 199 | 88 | 11 462 | 811 | 12 273 |
| | 200 - 499 | 73 | 22 121 | 1 438 | 23 559 |
| | 500 - 999 | 29 | 18 133 | 1 387 | 19 520 |
| | 總計 Total | 975 | 74 941 | 5 328 | 80 269 |

表 8 (續) 按行業類別及機構規模劃分的機構單位數目及就業人數 (公務員除外)
 Table 8 (Cont'd.) Number of establishments and persons engaged (other than those in the Civil Service) analysed by industry sector and size of establishment

| 行業類別 Industry sector | 機構規模 (按就業人數分類) Size of establishment (in terms of number of persons engaged) | 機構單位數目 Establishments | 二零零一年六月 June 2001 | | 總計 Total |
|--|---|--------------------------|----------------------|--|-------------|
| | | | 男 Male | 就業人數 Persons engaged 女 Female | |
| 批發、零售、進出口貿易、飲食及酒店業 (1) Wholesale, retail and import/export trades, restaurants and hotels | | | | | |
| 批發、零售、飲食及酒店業 Wholesale, retail and restaurants and hotels | 1 - 9 | 78 097 | 111 390 | 110 828 | 222 218 |
| | 10 - 19 | 6 432 | 43 964 | 40 608 | 84 572 |
| | 20 - 49 | 2 976 | 43 139 | 43 030 | 86 169 |
| | 50 - 99 | 879 | 28 783 | 32 156 | 60 939 |
| | 100 - 199 | 325 | 19 237 | 22 992 | 42 229 |
| | 200 - 499 | 70 | 10 320 | 10 158 | 20 478 |
| | 500 - 999 | 21 | 8 507 | 5 650 | 14 157 |
| | 小計 Sub-total | 88 800 | 265 340 | 265 422 | 530 762 |
| | | | | | |
| 進出口貿易業 Import/export trades | 1 - 9 | 90 368 | 146 386 | 107 581 | 253 967 |
| | 10 - 19 | 6 544 | 42 391 | 40 960 | 83 351 |
| | 20 - 49 | 2 654 | 38 983 | 38 179 | 77 162 |
| | 50 - 99 | 589 | 19 454 | 19 804 | 39 258 |
| | 100 - 199 | 193 | 13 786 | 12 414 | 26 200 |
| | 200 - 499 | 59 | 8 546 | 8 267 | 16 813 |
| | 500 - 999 | 5 | 1 840 | 1 211 | 3 051 |
| | 1000 | 3 | 2 297 | 2 021 | 4 318 |
| | 小計 Sub-total | 100 415 | 273 683 | 230 437 | 504 120 |
| | | | | | |
| 總計 Total | | 189 215 | 539 023 | 495 859 | 1 034 882 |
| | | | | | |
| 運輸、倉庫及通訊業 (1) Transport, storage and communications | | | | | |
| | 1 - 9 | 8 406 | 16 908 | 10 236 | 27 144 |
| | 10 - 19 | 1 286 | 10 483 | 7 012 | 17 495 |
| | 20 - 49 | 774 | 13 484 | 9 292 | 22 776 |
| | 50 - 99 | 187 | 7 489 | 4 929 | 12 418 |
| | 100 - 199 | 108 | 8 360 | 6 177 | 14 537 |
| | 200 - 499 | 59 | 10 720 | 6 640 | 17 360 |
| | 500 - 999 | 14 | 5 702 | 4 025 | 9 727 |
| | 1000 | 14 | 48 202 | 16 242 | 64 444 |
| | 總計 Total | 10 848 | 121 348 | 64 553 | 185 901 |
| | | | | | |
| 金融、保險、地產及商用服務業 Financing, insurance, real estate and business services | | | | | |
| | 1 - 9 | 45 985 | 66 261 | 49 347 | 115 608 |
| | 10 - 19 | 3 953 | 27 310 | 24 507 | 51 817 |
| | 20 - 49 | 2 100 | 32 761 | 28 199 | 60 960 |
| | 50 - 99 | 585 | 23 054 | 16 389 | 39 443 |
| | 100 - 199 | 231 | 17 977 | 13 571 | 31 548 |
| | 200 - 499 | 154 | 27 362 | 19 295 | 46 657 |
| | 500 - 999 | 61 | 26 985 | 17 156 | 44 141 |
| | 1000 | 30 | 32 941 | 19 337 | 52 278 |
| | 總計 Total | 53 099 | 254 651 | 187 801 | 442 452 |

表 8 (續) 按行業類別及機構規模劃分的機構單位數目及就業人數 (公務員除外)
 Table 8 (Cont'd.) Number of establishments and persons engaged (other than those in the Civil Service) analysed by industry sector and size of establishment

| 行業類別 Industry sector | 機構規模 (按就業人數分類) Size of establishment (in terms of number of persons engaged) | 機構單位數目 Establishments | 二零零一年六月 June 2001 | | 總計 Total |
|---|---|--------------------------|-------------------------|-------------|-------------|
| | | | 就業人數 Persons engaged | | |
| | | | 男 Male | 女 Female | |
| 社區、社會及個人服務業 Community, social and personal services (1) | 1 - 9 | 25 651 | 35 054 | 38 889 | 73 943 |
| | 10 - 19 | 2 687 | 11 367 | 25 105 | 36 472 |
| | 20 - 49 | 1 424 | 11 567 | 31 829 | 43 396 |
| | 50 - 99 | 857 | 23 486 | 39 397 | 62 883 |
| | 100 - 199 | 159 | 8 082 | 11 953 | 20 035 |
| | 200 - 499 | 57 | 6 229 | 10 402 | 16 631 |
| | 500 - 999 | 19 | 5 735 | 7 982 | 13 717 |
| | 1000 | 23 | 42 882 | 62 579 | 105 461 |
| 總計 Total | | 30 877 | 144 402 | 228 136 | 372 538 |
| 所有上列行業類別 All above industry sectors (1) | 1 - 9 | 265 899 | 413 496 | 330 699 | 744 195 |
| | 10 - 19 | 22 975 | 152 783 | 148 592 | 301 375 |
| | 20 - 49 | 11 405 | 166 151 | 169 207 | 335 358 |
| | 50 - 99 | 3 599 | 122 674 | 126 615 | 249 289 |
| | 100 - 199 | 1 271 | 90 048 | 79 567 | 169 615 |
| | 200 - 499 | 552 | 98 139 | 67 668 | 165 807 |
| | 500 - 999 | 173 | 75 863 | 44 984 | 120 847 |
| | 1000 | 87 | 148 243 | 108 456 | 256 699 |
| 總計 Total | | 305 961 | 1 267 397 | 1 075 788 | 2 343 185 |

註釋： (1) 數字只限有關統計調查所包括的行業而言。

Note: Figures relate only to those industries covered.

表 9 按行業類別及主要職業組別劃分的職位空缺數目（公務員除外）
Table 9 Number of vacancies (other than those in the Civil Service) analysed by industry sector and major occupation group

| 行業類別 Industry sector | 主要職業組別 Major occupation group | | | | | | | | |
|--|--|--------------------|-----------------------|--------------------|-----------------------------------|--------------------|--------------------|--------------------|---|
| | 經理及行政人員 Managers and administrators | | 專業人員 Professionals | | 輔助專業人員 Associate professionals | | 文員 Clerks | | |
| | 2001 三月 Mar. | 2001 六月 Jun. | 2001 三月 Mar. | 2001 六月 Jun. | 2001 三月 Mar. | 2001 六月 Jun. | 2001 三月 Mar. | 2001 六月 Jun. | |
| 採礦及採石業 Mining and quarrying | 0 | 0 | 0 | 0 | 0 | 0 | 0 | 0 | 0 |
| 製造業 Manufacturing | 51 | 15 | 180 | 114 | 431 | 364 | 250 | 193 | |
| 電力及燃氣業 Electricity and gas | 0 | 0 | 3 | 0 | 4 | 2 | 1 | 1 | |
| 建築地盤（只包括地盤工人） Construction sites (manual workers only) | N.A. | N.A. | N.A. | N.A. | N.A. | N.A. | N.A. | N.A. | |
| 批發、零售、進出口貿易、飲食及酒店業 Wholesale, retail and import/export trades, restaurants and hotels | 230 | 223 | 495 | 319 | 3 669 | 2 227 | 3 161 | 2 082 | |
| 運輸、倉庫及通訊業 Transport, storage and communications | 63 | 53 | 146 | 139 | 349 | 271 | 798 | 546 | |
| 金融、保險、地產及商用服務業 Financing, insurance, real estate and business services | 395 | 315 | 1 488 | 1 265 | 3 309 | 3 277 | 1 625 | 1 530 | |
| 社區、社會及個人服務業 Community, social and personal services | 57 | 56 | 326 | 446 | 1 790 | 1 572 | 1 274 | 2 374 | |
| 所有上列行業類別 All above industry sectors | 796 | 662 | 2 638 | 2 283 | 9 552 | 7 713 | 7 109 | 6 726 | |

註釋： (1) 數字只限有關統計調查所包括的行業而言。

Note: Figures relate only to those industries covered.

表 9 (續) 按行業類別及主要職業組別劃分的職位空缺數目 (公務員除外)
 Table 9 (Cont'd.) Number of vacancies (other than those in the Civil Service)
 analysed by industry sector and major occupation group

| 服務工作及商店銷售人員 Service workers and shop sales workers | | 主要職業組別 Major occupation group | | | | | | | | 總計 Total | |
|--|--------------|---|--------------------|---|--------------------|------------------------------------|--------------------|--------------------|--------------------|-------------|--|
| | | 工藝及有關人員 Craft and related workers | | 機台及機器操作員及裝配員 Plant and machine operators and assemblers | | 非技術人員 Elementary occupations | | | | | |
| | | 2001 三月 Mar. | 2001 六月 Jun. | 2001 三月 Mar. | 2001 六月 Jun. | 2001 三月 Mar. | 2001 六月 Jun. | 2001 三月 Mar. | 2001 六月 Jun. | | |
| 0 | 0 | 0 | 0 | 0 | 0 | 0 | 0 | 0 | 0 | 0 | |
| 40 | 22 | 248 | 200 | 495 | 736 | 197 | 257 | 1 892 | 1 901 | | |
| 0 | 0 | 0 | 2 | 0 | 0 | 0 | 0 | 8 | 5 | | |
| N.A. | N.A. | 190 | 30 | 0 | 0 | 58 | 81 | 248 | 111 | | |
| 3 173 | 2 191 | 206 | 177 | 129 | 196 | 910 | 567 | 11 973 | 7 982 | | |
| 229 | 169 | 50 | 21 | 179 | 93 | 160 | 174 | 1 974 | 1 466 | | |
| 162 | 167 | 43 | 53 | 7 | 2 | 1 186 | 1 148 | 8 215 | 7 757 | | |
| 1 262 | 1 092 | 212 | 216 | 33 | 43 | 771 | 659 | 5 725 | 6 458 | | |
| 4 866 | 3 641 | 949 | 699 | 843 | 1 070 | 3 282 | 2 886 | 30 035 | 25 680 | | |

表 10 按行業類別及技能水平劃分的職位空缺數目（公務員除外）
Table 10 Number of vacancies (other than those in the Civil Service) analysed by industry sector and skill level

| 行業類別 Industry sector | 技能水平 Skill level | | | | | |
|---|---|--------------------|--------------------------------------|--------------------|------------------------------------|--------------------|
| | 經理及專業人員級 Managerial and professional | | 督導及技術員級 Supervisory and technical | | 文員及秘書級 Clerical and secretarial | |
| | 2001 三月 Mar. | 2001 六月 Jun. | 2001 三月 Mar. | 2001 六月 Jun. | 2001 三月 Mar. | 2001 六月 Jun. |
| 採礦及採石業 Mining and quarrying | 0 | 0 | 0 | 0 | 0 | 0 |
| 製造業 Manufacturing | 231 | 129 | 431 | 364 | 250 | 193 |
| 電力及燃氣業 Electricity and gas | 3 | 0 | 4 | 2 | 1 | 1 |
| 建築地盤（只包括地盤工人） Construction sites (manual workers only) | N.A. | N.A. | N.A. | N.A. | N.A. | N.A. |
| 批發、零售、進出口貿易、飲食及酒店業 Wholesale, retail and import/export trades, restaurants and hotels ⁽¹⁾ | 725 | 542 | 3 669 | 2 227 | 3 161 | 2 082 |
| 運輸、倉庫及通訊業 Transport, storage and communications ⁽¹⁾ | 209 | 192 | 349 | 271 | 798 | 546 |
| 金融、保險、地產及商用服務業 Financing, insurance, real estate and business services | 1 883 | 1 580 | 3 309 | 3 277 | 1 625 | 1 530 |
| 社區、社會及個人服務業 Community, social and personal services ⁽¹⁾ | 383 | 502 | 1 790 | 1 572 | 1 274 | 2 374 |
| 所有上列行業類別 All above industry sectors ⁽¹⁾ | 3 434 | 2 945 | 9 552 | 7 713 | 7 109 | 6 726 |

註釋： (1) 數字只限有關統計調查所包括的行業而言。

Note: Figures relate only to those industries covered.

表 10 (續) 按行業類別及技能水平劃分的職位空缺數目 (公務員除外)
 Table 10 (Cont'd.) Number of vacancies (other than those in the Civil Service)
 analysed by industry sector and skill level

| 技工級 Craftsman | | 技能水平 Skill level 操作工級 Operative | | 非技術人員級 Unskilled | | 總計 Total | |
|--------------------|--------------------|--|--------------------|---------------------|--------------------|--------------------|--------------------|
| 2001 三月 Mar. | 2001 六月 Jun. | 2001 三月 Mar. | 2001 六月 Jun. | 2001 三月 Mar. | 2001 六月 Jun. | 2001 三月 Mar. | 2001 六月 Jun. |
| 0 | 0 | 0 | 0 | 0 | 0 | 0 | 0 |
| 239 | 194 | 544 | 764 | 197 | 257 | 1 892 | 1 901 |
| 0 | 2 | 0 | 0 | 0 | 0 | 8 | 5 |
| 97 | 19 | 93 | 11 | 58 | 81 | 248 | 111 |
| 184 | 163 | 3 324 | 2 401 | 910 | 567 | 11 973 | 7 982 |
| 50 | 21 | 408 | 262 | 160 | 174 | 1 974 | 1 466 |
| 43 | 53 | 169 | 169 | 1 186 | 1 148 | 8 215 | 7 757 |
| 209 | 215 | 1 298 | 1 136 | 771 | 659 | 5 725 | 6 458 |
| 822 | 667 | 5 836 | 4 743 | 3 282 | 2 886 | 30 035 | 25 680 |

表 11 選定行業類別內經季節性調整及未經調整的就業人數（公務員除外）的按季變動百分率
 Table 11 Quarterly percentage change of the seasonally adjusted and seasonally unadjusted statistics of persons engaged (other than those in the Civil Service) in selected industry sectors

| 選定行業類別 Selected industry sector | | 按季變動百分率 Quarter-to-quarter percentage change | | | | |
|--|----------------------------------|---|--------------------|---------------------|--------------------|--------------------|
| | | 2000 六月 Jun. | 2000 九月 Sep. | 2000 十二月 Dec. | 2001 三月 Mar. | 2001 六月 Jun. |
| 所有行業類別 All industry sectors covered (1) | 經季節性調整 Seasonally adjusted | +0.9 | +0.8 | -0.9 | +0.1 | +0.9 |
| | 未經季節性調整 Seasonally unadjusted | +1.7 | +1.0 | -2.1 | +0.4 | +1.8 |
| 製造業 Manufacturing | 經季節性調整 Seasonally adjusted | -0.8 | -2.0 | -2.1 | -2.4 | -2.2 |
| | 未經季節性調整 Seasonally unadjusted | +2.2 | -3.9 | -1.4 | -4.1 | +0.8 |
| 建築地盤（只包括地盤工人） Construction sites (manual workers only) | 經季節性調整 Seasonally adjusted | +6.9 | +4.6 | +1.9 | +3.4 | -8.2 |
| | 未經季節性調整 Seasonally unadjusted | +6.4 | +1.8 | +4.0 | +4.6 | -8.6 |
| 批發、零售、進出口貿易、 飲食及酒店業 Wholesale, retail and import/export trades, restaurants and hotels (1) | 經季節性調整 Seasonally adjusted | +0.7 | +0.5 | -2.0 | -0.2 | +1.5 |
| | 未經季節性調整 Seasonally unadjusted | +0.8 | +1.6 | -4.2 | +0.8 | +1.8 |
| 金融、保險、地產及商用服務業 Financing, insurance, real estate and business services | 經季節性調整 Seasonally adjusted | +1.6 | +1.9 | -0.2 | +0.1 | +1.1 |
| | 未經季節性調整 Seasonally unadjusted | +3.5 | +1.8 | -0.7 | -1.2 | +3.2 |
| 社區、社會及個人服務業 Community, social and personal services (1) | 經季節性調整 Seasonally adjusted | +0.4 | +1.0 | +2.0 | +1.3 | +2.9 |
| | 未經季節性調整 Seasonally unadjusted | +0.4 | +0.8 | +1.6 | +1.7 | +3.4 |

註釋： 經季節性調整的數列會因應最新數據的趨勢而作定時調整。

Notes: The seasonally adjusted data series is subject to routine revision when more up-to-date figures become available.

(1) 數字只限有關統計調查所包括的行業而言。

Figures relate only to those industries covered.

表 12 選定行業類別內經季節性調整及未經調整的職位空缺數目（公務員除外）的按季變動百分率
 Table 12 Quarterly percentage change of the seasonally adjusted and seasonally unadjusted statistics of vacancies (other than those in the Civil Service) in selected industry sectors

| 選定行業類別 Selected industry sector | | 按季變動百分率 Quarter-to-quarter percentage change | | | | |
|---|----------------------------------|---|--------------------|---------------------|--------------------|--------------------|
| | | 2000 六月 Jun. | 2000 九月 Sep. | 2000 十二月 Dec. | 2001 三月 Mar. | 2001 六月 Jun. |
| 所有行業類別 All industry sectors covered ⁽¹⁾ | 經季節性調整 Seasonally adjusted | +12.8 | -1.5 | -19.5 | -3.7 | -4.0 |
| | 未經季節性調整 Seasonally unadjusted | +0.1 | +2.6 | -29.4 | +18.8 | -14.5 |
| 製造業 Manufacturing | 經季節性調整 Seasonally adjusted | +7.0 | -17.9 | -12.8 | -14.0 | +6.9 |
| | 未經季節性調整 Seasonally unadjusted | +0.3 | -24.1 | -21.1 | +9.8 | +0.5 |
| 批發、零售、進出口貿易、 飲食及酒店業 Wholesale, retail and import/export trades, restaurants and hotels ⁽¹⁾ | 經季節性調整 Seasonally adjusted | +23.1 | -8.1 | -19.2 | -12.3 | -11.0 |
| | 未經季節性調整 Seasonally unadjusted | -8.3 | +7.1 | -33.3 | +22.5 | -33.3 |
| 運輸、倉庫及通訊業 Transport, storage and communications ⁽¹⁾ | 經季節性調整 Seasonally adjusted | +46.6 | -9.7 | -11.6 | -13.2 | -8.5 |
| | 未經季節性調整 Seasonally unadjusted | +18.9 | -2.0 | -37.1 | +38.6 | -25.7 |
| 金融、保險、地產及商用服務業 Financing, insurance, real estate and business services | 經季節性調整 Seasonally adjusted | +7.5 | +1.5 | -23.5 | +4.2 | -4.0 |
| | 未經季節性調整 Seasonally unadjusted | +5.7 | +2.9 | -31.3 | +16.4 | -5.6 |

註釋： 經季節性調整的數列會因應最新數據的趨勢而作定時調整。

Notes: The seasonally adjusted data series is subject to routine revision when more up-to-date figures become available.

(1) 數字只限有關統計調查所包括的行業而言。

Figures relate only to those industries covered.

圖 1 選定行業類別的就業人數
Chart 1 Employment in selected industry sectors

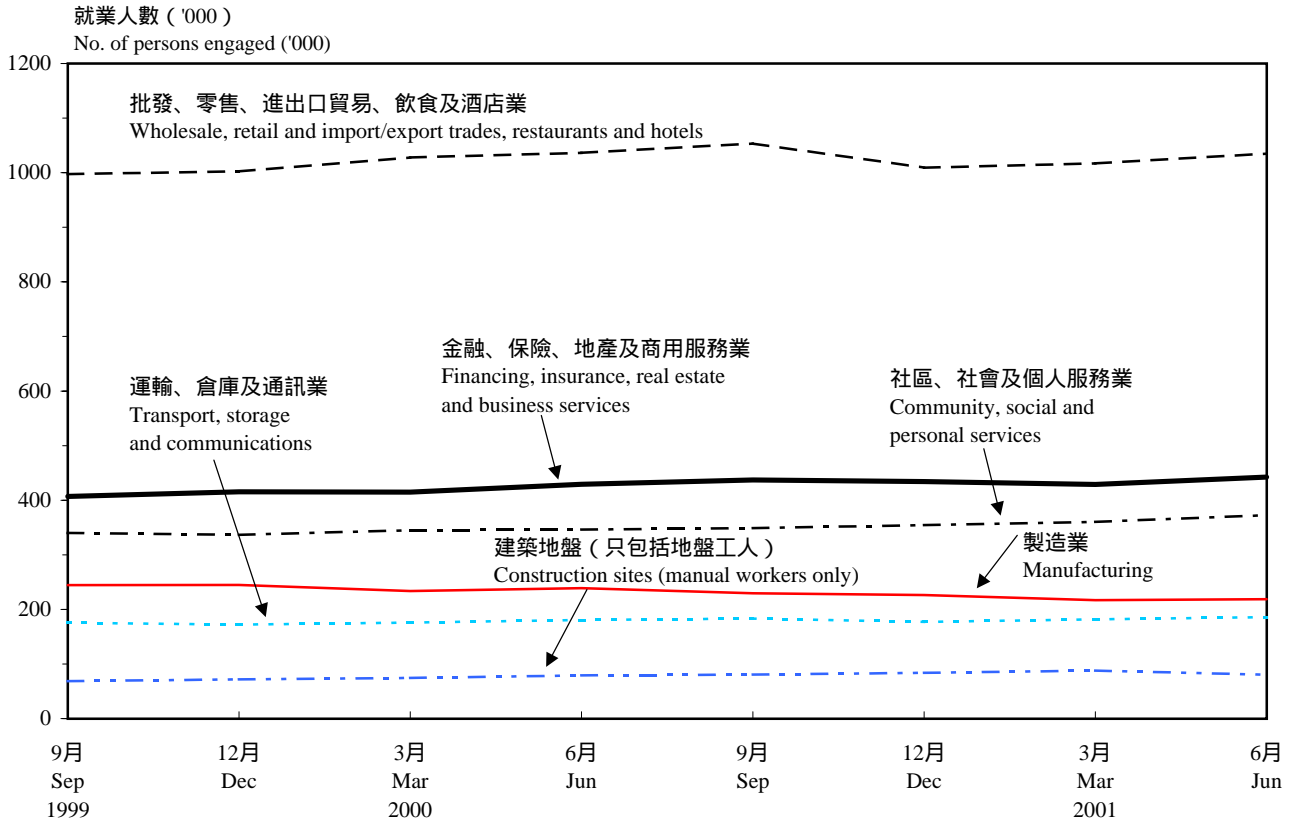


圖 2 選定行業類別的職位空缺數目
Chart 2 Number of vacancies in selected industry sectors

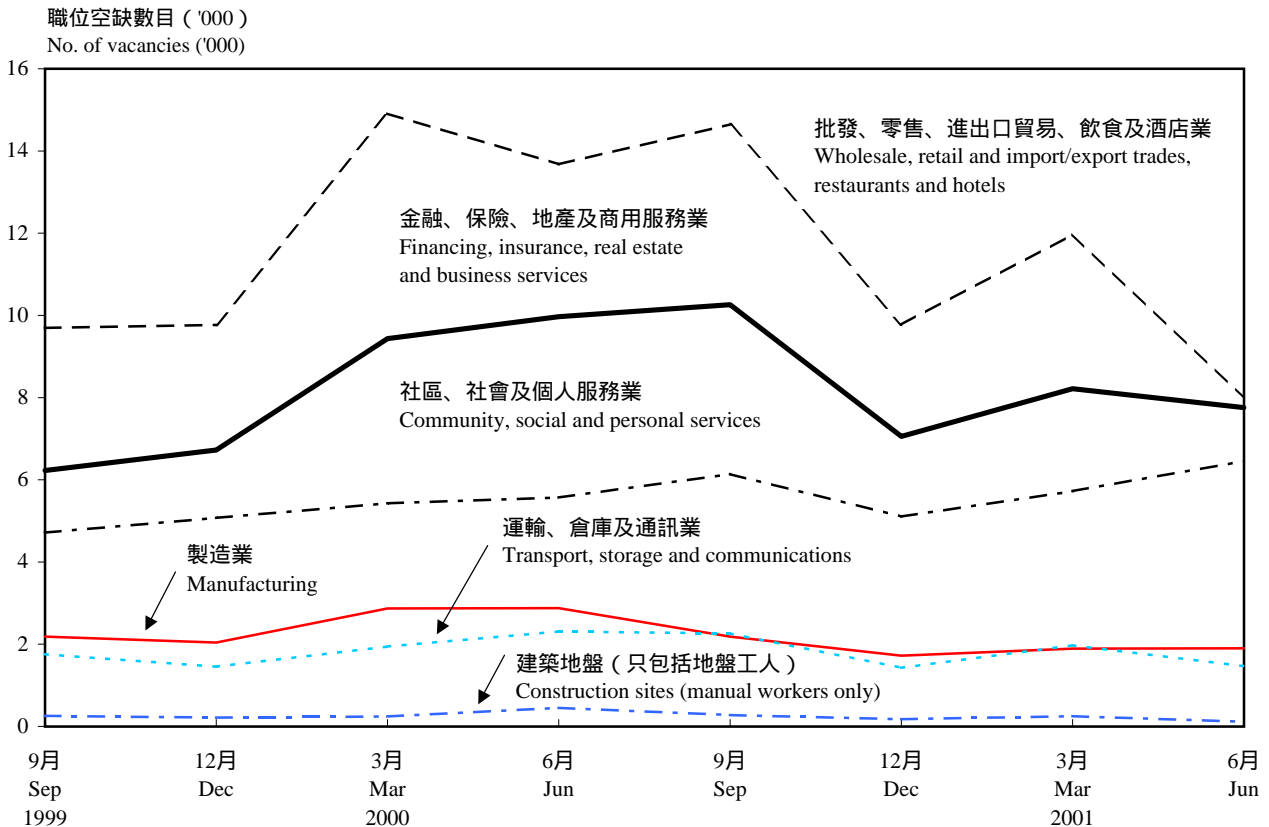


圖 3 製造業的就業人數

Chart 3 Employment in manufacturing sector

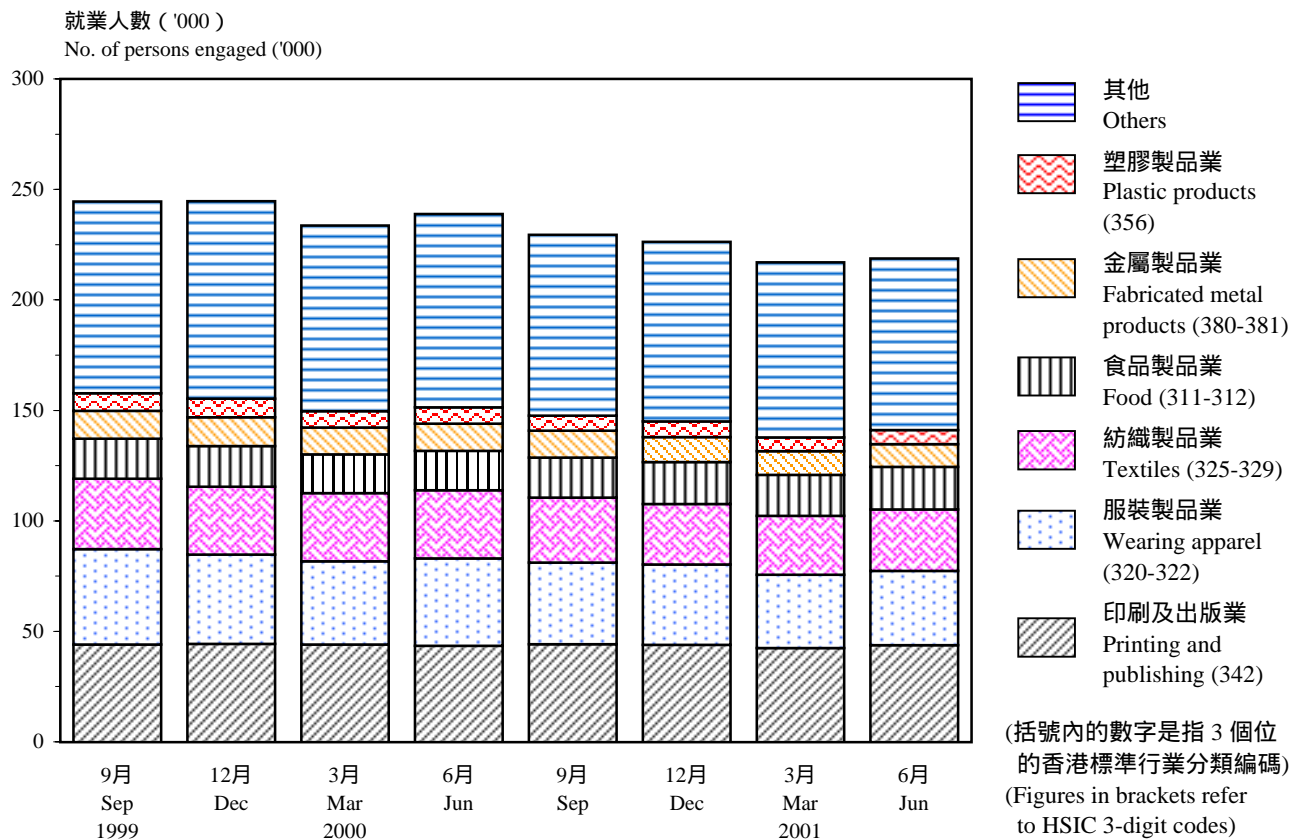


圖 4 建築地盤的工人人數

Chart 4 Number of manual workers engaged at construction sites

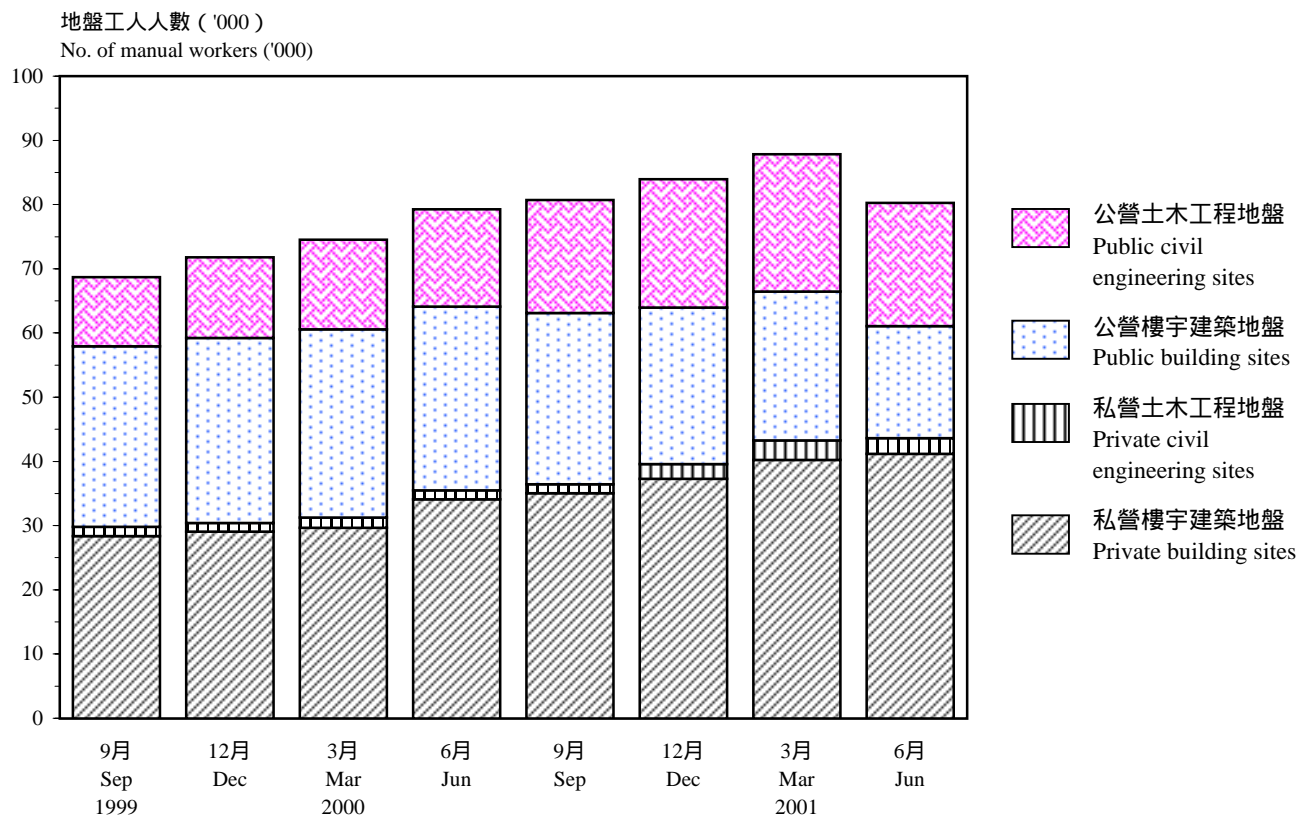


圖 5 批發、零售、進出口貿易、飲食及酒店業的就業人數
 Chart 5 Employment in wholesale, retail and import/export trades, restaurants and hotels sector

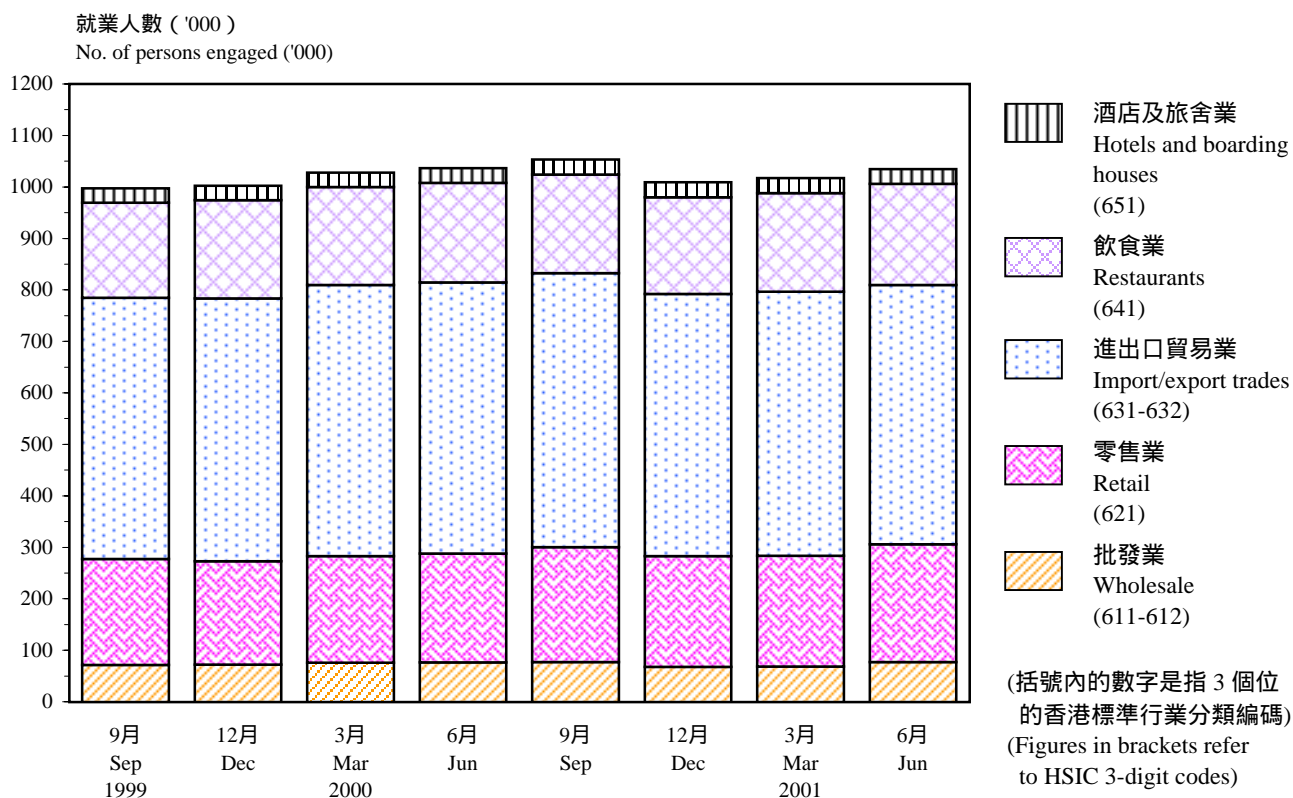


圖 6 金融、保險、地產及商用服務業的就業人數
 Chart 6 Employment in financing, insurance, real estate and business services sector

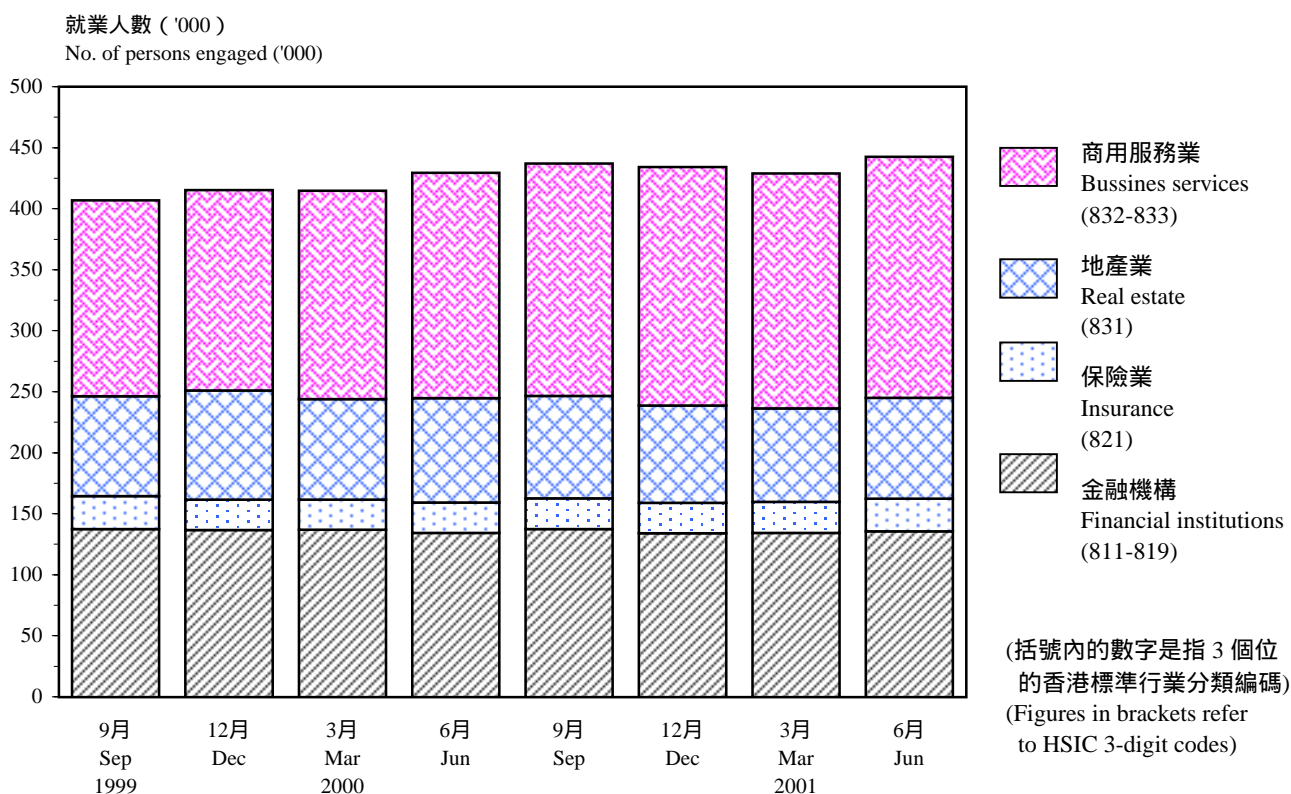


圖 7 經季節性調整的就業人數數列 (公務員除外)

Chart 7 Seasonally adjusted series of persons engaged (other than those in the Civil Service)

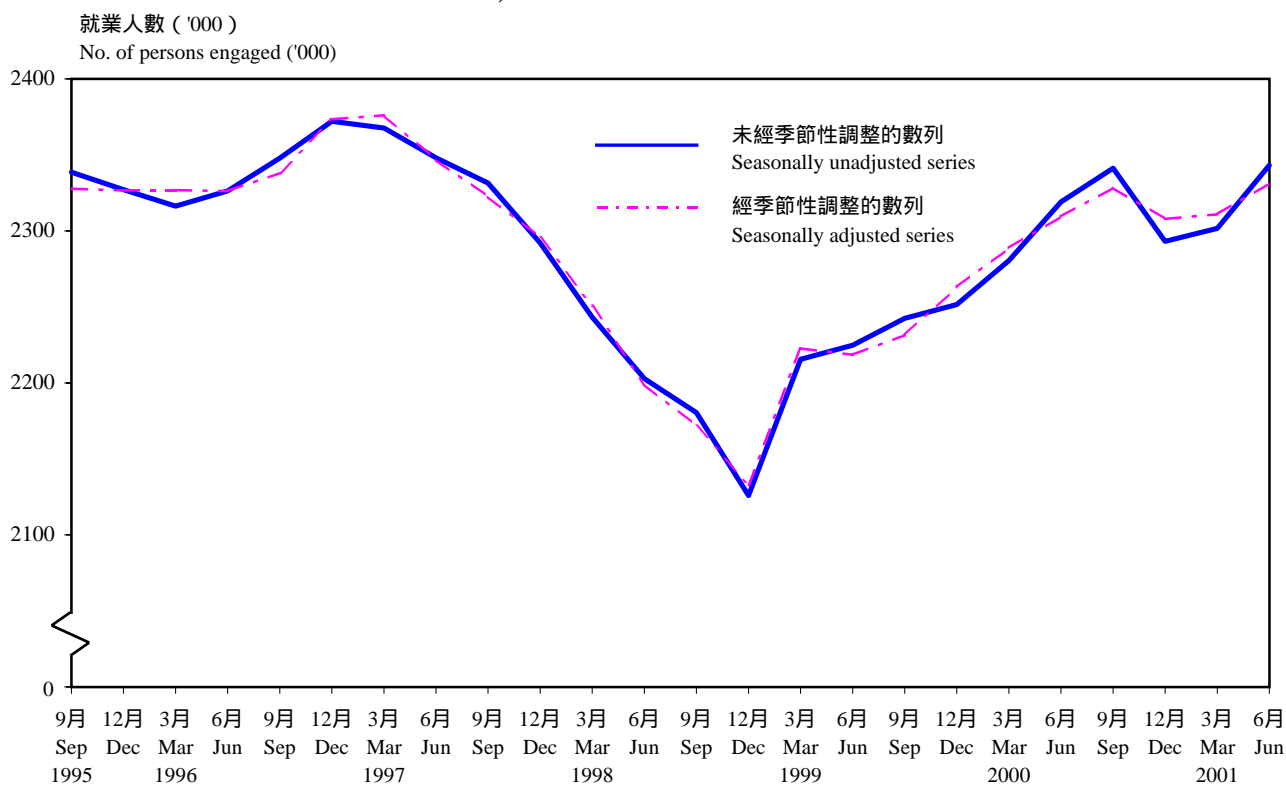
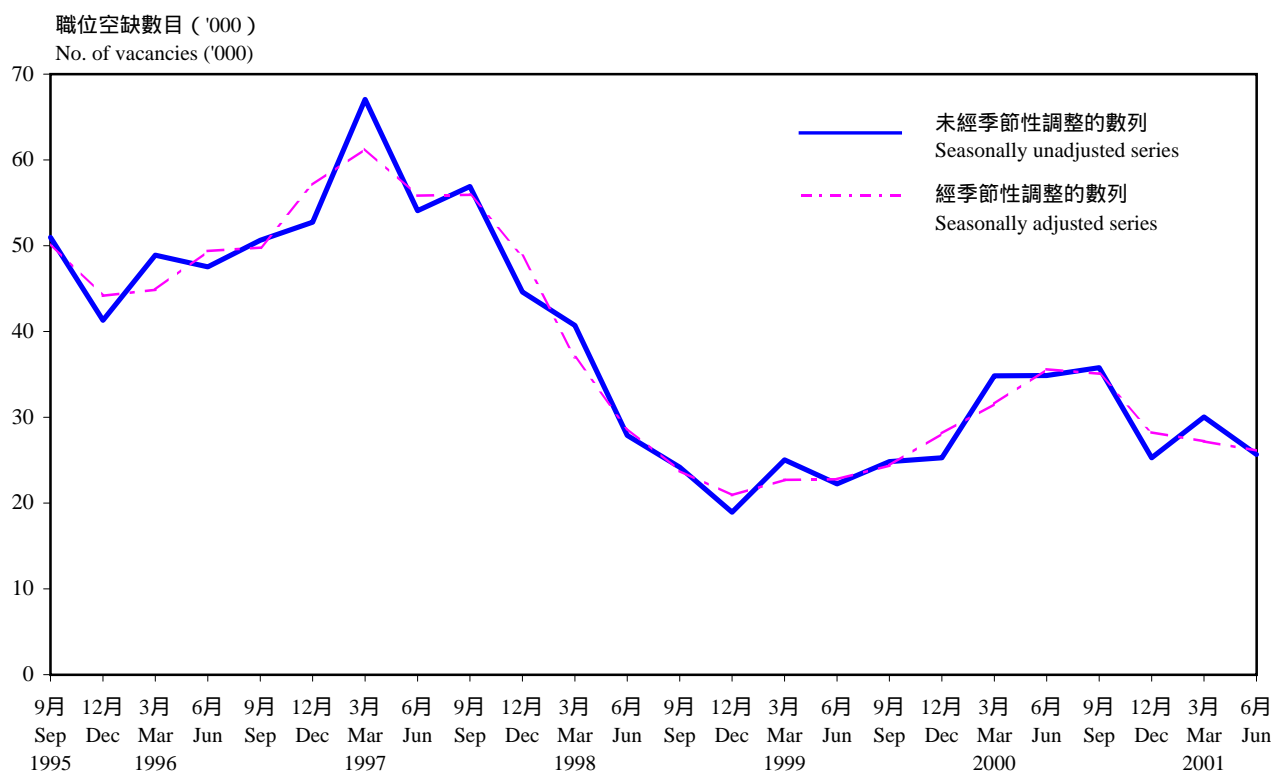


圖 8 經季節性調整的職位空缺數目數列 (公務員除外)

Chart 8 Seasonally adjusted series of vacancies (other than those in the Civil Service)



IV. 統計方法

資料來源

4.1 本報告所發表公營及私營機構就業人數及職位空缺數目的統計數字，與及有關職位空缺所屬職業及技能水平的較詳細資料，主要是經由 *僱傭及職位空缺按季統計調查* (SEV) 搜集的資料而編製。與此同時，亦就不同類別對象分別進行兩項統計調查，以搜集更多有關就業及空缺的資料。其中包括一項 *建築地盤就業人數按季統計調查* 及另一項關於公務員人數及有關職位空缺的特別統計調查。

4.2 上述各統計調查包括不同行業類別內大部分主要經濟活動。不包括的經濟活動主要計有：

| 行業類別 (HSIC) | 在行業類別中不包括的 經濟活動 |
|----------------|--|
| 第一類別 | 農業及漁業（整個行業類別） |
| 第五類別 | 建造業（建築地盤工人除外） |
| 第六類別 | 小販及零售攤檔（街市攤檔除外） |
| 第七類別 | 的士、公共小巴、貨車、駁船及船上裝卸服務 |
| 第九類別 | 公共行政、獸醫服務、宗教組織、作家及其他獨立藝術工作者、家務助理及其他康樂和個人服務 |

IV. Statistical Methodology

Data Source

4.1 Statistics on the number of persons engaged and number of vacancies in both the public and private sectors, as well as detailed information on broad levels of occupation and skill of job vacancies in the private sector, as published in this report are compiled from data collected mainly through the *Quarterly Survey of Employment and Vacancies* (SEV). Besides, two sector-specific enquiries are also conducted to augment the relevant employment and vacancy statistics. They are the *Quarterly Employment Survey of Construction Sites* (Site Survey) and the special enquiry on the number of civil servants and civil service vacancies.

4.2 The above surveys cover most major economic activities in different industry sectors, with major omissions including：

| Industry sector (HSIC) | Economic activities in the sector not covered |
|---------------------------|--|
| 1 | Agriculture and Fishing (entire sector) |
| 5 | Construction (other than manual workers at construction sites) |
| 6 | Hawkers and retail pitches (other than market stalls) |
| 7 | Taxis, public light buses, goods vehicles, barges, lighters and stevedoring services |
| 9 | Public administration, veterinary services, religious organizations, authors and other independent artists, domestic helpers, and miscellaneous recreational and personal services |

4.3 建築地盤就業人數按季統計調查包括建造業內所有樓宇建築地盤及土木工程地盤。其中包括所有在屋宇署註冊的私營地盤，及在建築署、土木工程署、渠務署、路政署、拓展署、水務署及房屋署管理下的所有公營地盤。同時也包括地下鐵路公司、九廣鐵路公司及機場管理局轄下的所有地盤。但新界村屋建造工程及現有建築物的小規模改建、修葺、保養和室內裝修等工程就不包括在內。

抽樣設計

4.4 SEV 使用政府統計處提供的機構單位記錄庫作為抽樣框。抽樣設計採用輪換複樣本方式，即部分在上一季訪問的機構單位也會包括在本季的樣本內。再者，由一九九九年三月開始，SEV 每季都包括所有僱用 50 人或以上的機構單位（一九九九年三月以前，只包括所有僱用 100 人或以上的機構單位）。同時，每季亦抽選補充樣本，以包括新近開業的機構單位。

4.5 為方便工作安排，SEV 將其涵蓋範圍內的所有機構單位分成四個經濟組別：服務業；批發、零售、飲食及酒店業；工業；以及進出口貿易業。每季的 SEV 樣本包括其中一個組別的“加大”樣本及其他三個組別的“標準”樣本。標準樣本的規模足以提供準確的統計數字在本報告發表。在另一方面，加大樣本可用以編製比較詳細的統計數字以便在“詳細統計表”系列內發表（詳情參考第 V 部分第 5.1 至 5.3 段）。將不同經濟組別的加大樣本分隔於不同季度進行統計調查的安排如下：

4.3 The Site Survey covers all building and construction sites in the construction sector. It includes all private sector sites registered with the Buildings Department, all public sector sites under the charge of the Architectural Services Department, Civil Engineering Department, Drainage Services Department, Highways Department, Territory Development Department, Water Supplies Department and Housing Department, and sites under the control of the Mass Transit Railway Corporation, the Kowloon-Canton Railway Corporation and the Airport Authority. However, construction projects for village-type houses in the New Territories and minor alterations, repairs, maintenance and interior decoration of existing buildings are not included.

Sample Design

4.4 The SEV utilizes the Central Register of Establishments kept by the Census and Statistics Department as the sampling frame. A rotational replicate sample design is adopted such that some establishments enumerated in the previous quarter are included in the sample for the current quarter. Moreover, starting from March 1999, all establishments with 50 or more persons engaged (before March 1999, only establishments with 100 or more persons engaged are fully covered) are fully covered in each quarter in the SEV. Supplementary samples are drawn to cover newly opened establishments.

4.5 For operational convenience, all establishments in the SEV are grouped under four economic blocks, viz. services sectors; wholesale & retail trades, restaurants & hotels; industrial sectors; and import/export trades. The SEV sample in each quarter consists of an "enhanced" scale sample for one of the four blocks and a "normal" scale sample for each of the other three blocks. While the normal scale sample can provide sufficiently precise statistics for publication in this report, detailed statistics derived from the enhanced scale sample are compiled for publication in the *Detailed Tables* series (see paragraphs 5.1 to 5.3 in Part V). The arrangement to stagger the enumeration of the "enhanced" samples for different economic blocks in different quarters is shown in the following table:

| SEV 內劃分的 經濟組別 Economic blocks classified in SEV | 行業類別 Industry sector (HSIC) | 季 Quarter of the year | | | |
|--|-------------------------------------|---|---|---|---|
| | | 1 | 2 | 3 | 4 |
| 服務業 Services sectors | 第七、八 及九類別 7, 8, 9 | 加大樣本 <i>Enhanced sample</i> | 標準樣本 Normal sample | 標準樣本 Normal sample | 標準樣本 Normal sample |
| 批發、零售、飲食及酒店業 Wholesale and retail trades, restaurants and hotels | 第六類別 (部分) 6 (partial) | 標準樣本 Normal sample | 加大樣本 <i>Enhanced sample</i> | 標準樣本 Normal sample | 標準樣本 Normal sample |
| 工業 Industrial sectors | 第二、三 及四類別 2, 3, 4 | 標準樣本 Normal sample | 標準樣本 Normal sample | 加大樣本 <i>Enhanced sample</i> | 標準樣本 Normal sample |
| 進出口貿易業 Import/export trades | 第六類別 (部分) 6 (partial) | 標準樣本 Normal sample | 標準樣本 Normal sample | 標準樣本 Normal sample | 加大樣本 <i>Enhanced sample</i> |

4.6 由於每季統計調查都包括所有建築地盤及政府部門，所以建築地盤就業人數按季統計調查及關於公務員人數及有關職位空缺的特別統計調查都不需要抽樣設計。

4.6 Since construction sites and government departments are covered in full every quarter, no sample design for the Site Survey and the special enquiry on the number of civil servants and civil service vacancies is necessary.

統計調查方法

Survey Method

4.7 對於有關公務員的特別統計調查，公務員人數及有關職位空缺數目都是根據個別政府部門的定期報表而編製。

4.7 For the special enquiry covering the Civil Service sector, statistics on the number of civil servants and civil service vacancies are compiled based on regular returns submitted by individual government departments.

4.8 至於 SEV，資料主要經由郵寄問卷搜集。在每一統計週期開始時，問卷會被郵寄或傳真至各選中的機構，同時要求有關機構於指定日期內填妥，然後使用郵寄、傳真或電郵方法寄回，又或使用音頻電話，將有關資料輸入。對於在指定日期之後沒有回覆的機構，則會採用電話訪問及外勤訪問搜集所需資料。

4.8 For the SEV, data are collected mainly by means of postal enquiry. At the start of a survey cycle, questionnaires are mailed or faxed to the selected establishments which are requested to complete and return the forms by mail, fax or e-mail, or enter the required information through a touch tone telephone within a specified period, after which telephone interviews and field visits will be made to collect data from non-responded establishments.

4.9 在建築地盤就業人數按季統計調查中，公營地盤的就業人數是根據各有關政府部門定期向政府統計處呈交的報表而編製，而職位空缺的數據，則是通過特別郵寄問卷調查搜集。至於私營地盤方面，就業及職位空缺資料都是直接經由外勤訪問搜集。

4.10 為確保所搜集資料的素質，所有完成的問卷都要經過不同階段的檢定程序。有問題的個案將會由外勤職員覆核。另外亦採用一連串措施，以盡量減少錯誤。

行業資料更新

4.11 在每季進行SEV時，亦同時進行有關行業資料更新的工作。這工作主要搜集個別經濟組別內有關機構單位最新的商業活動資料。所有搜集的資料均用以更新機構單位記錄庫，以確保該記錄庫能提供一個較新及較準確的抽樣框作抽樣用途。

4.9 In the Site Survey, employment statistics for public sector sites are compiled from administrative returns furnished regularly by the respective government departments to the Census and Statistics Department, whereas the vacancy data are obtained through a special postal enquiry. As for the private sector sites, the employment and vacancy data are collected directly through field visits.

4.10 To safeguard the quality of the collected data, completed returns/questionnaires are put through various editing stages and the doubtful cases are verified by field officers. Various measures are adopted to minimize errors as far as practicable.

Industry Updating

4.11 Concurrent with the SEV, a regular industry updating exercise is undertaken for individual economic blocks in order to collect up-to-date information on business activities of relevant establishments. Findings from the exercise are fed back to the Central Register of Establishments to ensure the up-to-dateness and accuracy of the sampling frame.

V. 其他參考資料

5.1 政府統計處就業統計組每季均編製三本有關就業人數及職位空缺統計數字的報告。其中一本報告刊載經由僱傭及職位空缺按季統計調查、建築地盤就業人數按季統計調查及關於公務員人數及有關職位空缺的特別統計調查所得各行業類別簡要就業人數及職位空缺的統計資料。另一本報告，即《建築地盤就業及空缺按季統計報告》，則載列建築地盤內的詳細就業人數及職位空缺的統計資料。除此以外，《就業及空缺統計（詳細統計表）》報告載有不同經濟組別在不同季度的詳細統計數字。

5.2 由於每季只有一個特定經濟組別以加大樣本作訪問對象(詳情參考第IV部分第4.5段)，而《就業及空缺統計（詳細統計表）》乃根據有關經濟組別加大樣本的統計調查結果而編製，因此這報告共分為四個不同系列，即每季只包括一個經濟組別，詳情如下：

| 刊物副題 | 參考季度 |
|-------------------|------|
| 甲系列（服務業） | 第一季 |
| 乙系列（批發、零售、飲食及酒店業） | 第二季 |
| 丙系列（工業） | 第三季 |
| 丁系列（進出口貿易業） | 第四季 |

5.3 《就業及空缺統計（詳細統計表）》內所發表的詳細統計數字包括按HSIC 4個位行業組別及6個位行業劃分的機構單位數目、就業人數及職位空缺數目。同時還有按區議會分區、機構規模等詳細分類的有關數字。

V. Further References

5.1 In each quarter, employment and vacancy statistics are published in three reports compiled by the Employment Statistics Section of the Census and Statistics Department. Apart from this report which contains summary employment and vacancy statistics for all industry sectors covered by the SEV, Site Survey and the special enquiry on the number of civil servants and civil service vacancies, another report, viz. the *Quarterly Report of Employment and Vacancies at Construction Sites* gives more detailed employment and vacancy statistics specifically for the construction sites. Besides, the report *Employment and Vacancies Statistics (Detailed Tables)* shows detailed statistics for different economic blocks in different quarters.

5.2 As an enhanced sample is enumerated for one designated economic block in each quarter (see paragraph 4.5 in Part IV for details), the *Employment and Vacancies Statistics (Detailed Tables)* published based on the results derived from the enhanced sample for the relevant economic block therefore covers one of the four blocks in each quarterly issue. It is divided into four different series as follows :

| Subtitle of publication | Reference quarter |
|--|-------------------|
| Series A (Services Sectors) | First |
| Series B (Wholesale & Retail Trades, Restaurants & Hotels) | Second |
| Series C (Industrial Sectors) | Third |
| Series D (Import/Export Trades) | Fourth |

5.3 Detailed statistics published in the *Employment and Vacancies Statistics (Detailed Tables)* include the number of establishments, persons engaged and vacancies at HSIC 4-digit industry group and 6-digit industry/trade level, with further breakdowns by District Council district, employment size group, etc.

5.4 除了上述各報告所發表的統計數字，政府統計處就業統計組還有其他根據加大樣本的統計調查結果而編製的較詳細統計表供公眾參閱。以下是部分這些詳細統計表的例子：

- (a) 按 4 個位行業組別及機構規模劃分的機構單位數目及就業人數；
- (b) 按規劃統計小區及 3 個位主要行業組別劃分的機構單位數目及就業人數；及
- (c) 按區議會分區及 3 個位主要行業組別及機構規模劃分的機構單位數目及就業人數。

5.5 下表簡要說明與本報告統計數字有關的一系列刊物及其資料來源：

| 刊物名稱 Title of publication | 刊物週期 Frequency of publication |
|---|----------------------------------|
| 《就業及空缺按季統計報告》 Quarterly Report of Employment and Vacancies Statistics | 每季 Quarterly |
| 《建築地盤就業及空缺按季統計報告》 Quarterly Report of Employment and Vacancies at Construction Sites | 每季 Quarterly |
| 《就業及空缺統計（詳細統計表）》： Employment and Vacancies Statistics (Detailed Tables)： | |
| 第一季：甲系列（服務業） 1st quarter：Series A (Services Sectors) | 每年 Annual |

5.4 Apart from statistics published in the above-mentioned reports, more detailed tabulations derived from the enhanced sample are also available in the Employment Statistics Section of the Census and Statistics Department for public reference. These detailed tabulations include, for example：

- (a) Number of establishments and persons engaged analysed by 4-digit industry group and employment size of establishment;
- (b) Number of establishments and persons engaged analysed by Tertiary Planning Unit and 3-digit major industry group; and
- (c) Number of establishments and persons engaged analysed by District Council district by 3-digit major industry group and employment size of establishment.

5.5 The following table summarizes the list of relevant publications and the data sources in respect of the statistics contained therein：

| 資料來源 Data sources |
|---|
| 僱傭及職位空缺按季統計調查、建築地盤就業人數按季統計調查、關於公務員人數及有關職位空缺的特別統計調查 SEV, Site Survey, special enquiry on the number of civil servants and civil service vacancies |
| 建築地盤就業人數按季統計調查 Site Survey |
| 僱傭及職位空缺按季統計調查（加大樣本） SEV (enhanced sample) |

| 刊物名稱 Title of publication | 刊物週期 Frequency of publication | 資料來源 Data sources |
|--|----------------------------------|--|
| 第二季：乙系列（批發、零售、飲食及酒店業） 2nd quarter: Series B (Wholesale & Retail Trades, Restaurants & Hotels) | 每年 Annual | 僱傭及職位空缺按季統計調查（加大樣本） SEV (enhanced sample) |
| 第三季：丙系列（工業） 3rd quarter: Series C (Industrial Sectors) | 每年 Annual | 僱傭及職位空缺按季統計調查（加大樣本） SEV (enhanced sample) |
| 第四季：丁系列（進出口貿易業） 4th quarter: Series D (Import/Export Trades) | 每年 Annual | 僱傭及職位空缺按季統計調查（加大樣本） SEV (enhanced sample) |

5.6 其他有關就業及空缺統計數字的查詢，請聯絡政府統計處就業統計組。

地址：中國香港灣仔港灣道十二號
灣仔政府大樓二十樓

電話：(852) 2582 5076

圖文傳真：(852) 2827 2296

電子郵件：es_2@censtatd.gov.hk

5.6 Further enquiries relating to employment and vacancy statistics can be directed to the Employment Statistics Section of the Census and Statistics Department.

Address : 20/F, Wanchai Tower, 12 Harbour Road, Wan Chai, Hong Kong, China

Telephone number : (852) 2582 5076

Fax number : (852) 2827 2296

E-mail : es_2@censtatd.gov.hk



訂閱表格

就業及空缺按季統計報告 (二零零一年期刊)

致： 香港灣仔港灣道十二號灣仔政府大樓二十樓
政府統計處 就業統計組
(電話：(852) 2582 5076, 傳真：(852) 2827 2296)

請在適當空格(□)內加上(✓)號。

(港元)

| | 刊物名稱 | 刊物出版日期 | 每本售價 | 每本本地郵費 | 每本合計(a) | 本數(b) | 總計(a) x (b) |
|--------------------------|---------------------------------------|-----------|------|--------|---------|-------|-------------|
| <input type="checkbox"/> | 就業及空缺按季統計報告 二零零一年三月 (J51010101B0) | 二零零一年六月底 | 26.0 | 5.0 | 31.0 | | |
| <input type="checkbox"/> | 就業及空缺按季統計報告 二零零一年六月 (J51010102B0) | 二零零一年九月底 | 26.0 | 5.0 | 31.0 | | |
| <input type="checkbox"/> | 就業及空缺按季統計報告 二零零一年九月 (J51010103B0) | 二零零一年十二月底 | 26.0 | 5.0 | 31.0 | | |
| <input type="checkbox"/> | 就業及空缺按季統計報告 二零零一年十二月 (J51010104B0) | 二零零二年三月底 | 26.0 | 5.0 | 31.0 | | |
| 合計 | | | | | | | |

本人現附上支票*(編號：_____)港幣 _____ 元,購買上述刊物(註:支票應予劃線,並註明支付「香港特別行政區政府」。)

訂戶資料

姓名：_____ 地址：_____
職銜：_____ _____
部門：_____ _____
機構名稱：_____ 電話：_____ 傳真：_____
日期：_____

機構主要從事業務類別：

- | | | |
|------------------------------------|--------------------------------------|--|
| <input type="checkbox"/> 進出口貿易業 | <input type="checkbox"/> 建造業 | <input type="checkbox"/> 零售貿易業 |
| <input type="checkbox"/> 金融、保險及地產業 | <input type="checkbox"/> 製造業 | <input type="checkbox"/> 商用服務業 |
| <input type="checkbox"/> 教育機構 | <input type="checkbox"/> 社區、社會及個人服務業 | <input type="checkbox"/> 其他, 請註明 _____ |

讀者類別(可選多項)：

- | | | |
|--|------------------------------------|-----------------------------------|
| <input type="checkbox"/> 經理 | <input type="checkbox"/> 分析員、研究員 | <input type="checkbox"/> 市場、推廣部人員 |
| <input type="checkbox"/> 人事部人員 | <input type="checkbox"/> 教師、大專院校講師 | <input type="checkbox"/> 學生 |
| <input type="checkbox"/> 其他, 請註明 _____ | | |

訂戶類別：

- 機構 私人

你是否願意收到本處推廣其他刊物的資料？

- 是 否

* 外地訂購人士暫時無須附上支票,所需郵費將於收到訂購要求後另行通知。

你在表格上所提供的資料,只會用作辦理書刊訂購事宜,不會向任何和訂購無關的人士透露。如欲查看或更改所填報的資料,請與政府統計處的資料管理人員聯絡。地址:香港灣仔港灣道十二號灣仔政府大樓二十一樓。



Subscription Form

Quarterly Report of Employment and Vacancies Statistics (2001 Issues)

To : Employment Statistics Section, Census and Statistics Department
20/F., Wanchai Tower, 12 Harbour Road, Wan Chai, Hong Kong.
(Tel. No. : (852) 2582 5076, Fax : (852) 2827 2296)

Please tick (✓) in the appropriate box (□).

(HK\$)

| | Title of publication | Date of publication | Price per copy | Local postage | Total price (a) | No. of copies required (b) | Total amount (a) x (b) |
|--------------------------|---|---------------------|----------------|---------------|-----------------|----------------------------|------------------------|
| <input type="checkbox"/> | Quarterly Report of Employment and Vacancies Statistics March 2001 (J51010101B0) | Late Jun 2001 | 26.0 | 5.0 | 31.0 | | |
| <input type="checkbox"/> | Quarterly Report of Employment and Vacancies Statistics June 2001 (J51010102B0) | Late Sep 2001 | 26.0 | 5.0 | 31.0 | | |
| <input type="checkbox"/> | Quarterly Report of Employment and Vacancies Statistics September 2001 (J51010103B0) | Late Dec 2001 | 26.0 | 5.0 | 31.0 | | |
| <input type="checkbox"/> | Quarterly Report of Employment and Vacancies Statistics December 2001 (J51010104B0) | Late Mar 2002 | 26.0 | 5.0 | 31.0 | | |
| TOTAL | | | | | | | |

I enclose a cheque * (No. _____) of HK\$ _____ for the payment of the above order. (Cheque should be crossed and made payable to 'The Government of the Hong Kong Special Administrative Region' or 'The Government of the HKSAR'.)

Subscriber's Information

Name : _____ Address : _____
Title of Post : _____
Department : _____
Name of _____ Tel. No. : _____ Fax No. : _____
Organization : _____ Date : _____

Major type of business of organization :

- | | | |
|---|--|--|
| <input type="checkbox"/> Import/export trade | <input type="checkbox"/> Construction | <input type="checkbox"/> Retail trade |
| <input type="checkbox"/> Financing, insurance and real estate | <input type="checkbox"/> Manufacturing | <input type="checkbox"/> Business services |
| <input type="checkbox"/> Educational institution | <input type="checkbox"/> Community, social and personal services | |
| <input type="checkbox"/> Others, please specify _____ | | |

Type of readers (more than one choice allowed) :

- | | | |
|---|--|--|
| <input type="checkbox"/> Manager | <input type="checkbox"/> Analyst / researcher | <input type="checkbox"/> Marketing / promotional personnel |
| <input type="checkbox"/> Human resource personnel | <input type="checkbox"/> Teaching staff / lecturer | <input type="checkbox"/> Student |
| <input type="checkbox"/> Others, please specify _____ | | |

Type of subscriber :

- | | |
|---------------------------------------|-------------------------------------|
| <input type="checkbox"/> Organization | <input type="checkbox"/> Individual |
|---------------------------------------|-------------------------------------|

Do you want to receive promotional materials of other publications of this department?

- | | |
|------------------------------|-----------------------------|
| <input type="checkbox"/> Yes | <input type="checkbox"/> No |
|------------------------------|-----------------------------|

* For mailings to addresses outside Hong Kong, please do not send in a cheque now. The required postage will be advised upon receipt of order.

The information provided herein will only be used for processing your order of publications and will not be disclosed to parties which are not involved in the subscription of these publications. You may seek access to or correction of the information by addressing your request to the Data Controlling Officer, Census and Statistics Department, 21/F, Wanchai Tower, 12 Harbour Road, Wan Chai, Hong Kong.