

# 工業生產按季指數

## Quarterly Index of Industrial Production

二零一零年第二季  
2nd Quarter 2010



中華人民共和國  
香港特別行政區 政府統計處  
Census and Statistics Department  
Hong Kong Special Administrative Region  
People's Republic of China

同心展關懷  
caring**organisation**<sup>2006-10</sup>

目錄	Contents	頁數 Page
引言	<b>Introduction</b>	1
統計調查結果摘要	<b>Summary of survey results</b>	2
統計表及圖	<b>Statistical tables and charts</b>	
表一 按行業組別劃分的工業生產指數	Table 1 Indices of industrial production by industry group	4
表二 製造業按產品用途類型劃分的工業生產指數	Table 2 Indices of industrial production by product end-use type for manufacturing industries	5
圖一 製造業的工業生產指數	Chart 1 Index of industrial production for manufacturing industries	6
圖二 製造業按行業組別劃分的工業生產指數	Chart 2 Indices of industrial production by industry group in manufacturing industries	6
圖三 污水處理、廢棄物管理及污染防治活動的工業生產指數	Chart 3 Index of industrial production for sewerage, waste management and remediation activities	8
統計調查方法	<b>Survey methodology</b>	9
附錄甲 分類表 I - 行業組別	Annex A Classification list I - Industry groups	14
附錄乙 分類表 II - 製造業按產品用途類型劃分的行業類別	Annex B Classification list II - Industry categories by product end-use type for manufacturing industries	15

有關本刊物的查詢，請聯絡：  
**政府統計處 工業生產及旅遊統計組**  
地址：中國香港九龍紅磡蕪湖街83號莊士紅磡廣場23樓  
電話：(852) 2805 6643 圖文傳真：(852) 2123 1048  
電郵：ind-production@censtatd.gov.hk

Enquiries about this publication can be directed to：  
**Industrial Production and Tourism Statistics Section, Census and Statistics Department**  
Address : 23/F Chuang's Hung Hom Plaza, 83 Wuhu Street, Hung Hom,  
Kowloon, Hong Kong, China.  
Tel.: (852) 2805 6643 Fax : (852) 2123 1048  
E-mail : ind-production@censtatd.gov.hk

政府統計處網站 Website of the Census and Statistics Department  
www.censtatd.gov.hk

二零一零年九月出版  
Published in September 2010

本刊物只備有下載版。  
This publication is available in download version only.

**工業生產按季指數 (二零零八年=100)**  
**QUARTERLY INDEX OF INDUSTRIAL PRODUCTION (Year 2008 = 100)**

**製造業**

**Manufacturing**

二零一零年第二季指數	Index for the second quarter of 2010	93.1 #
與二零零九年第二季比較	Compared with the second quarter of 2009	+2.2% #
經季節性調整按季變動 百分率(二零一零年第二季 與二零一零年第一季比較)	Seasonally adjusted quarter-to-quarter percentage change (the second quarter of 2010 compared with the first quarter of 2010)	+0.1% #

**污水處理、廢棄物管理及  
污染防治活動**

**Sewerage, waste management and  
remediation activities**

二零一零年第二季指數	Index for the second quarter of 2010	101.6 #
與二零零九年第二季比較	Compared with the second quarter of 2009	+2.8% #

**註釋:**

# 臨時數字。

**Note:**

# Provisional figures.

**引言**

1. 「工業生產按季統計調查」搜集資料以編製按季工業生產指數及工業生產者價格指數，包括製造業和污水處理、廢棄物管理及污染防治活動的有關指數。

2. 工業機構單位的分類是採用「香港標準行業分類」。該行業分類用於各經濟統計調查，把經濟單位撥歸不同的行業類別。

3. 政府統計處在二零零八年十月推行新的「香港標準行業分類2.0版」後，「工業生產按季統計調查」已作出改變，採用「香港標準行業分類2.0版」編製工業生產統計數字。自二零零九年第一季起，所有工業生產指數均按「香港標準行業分類2.0版」編製，而這些指數的基期亦已轉為二零零八年(即以二零零八年的季度平均指數定為一百)。

**Introduction**

1. The Quarterly Survey of Industrial Production (QSIP) is conducted to collect data for compiling quarterly indices of industrial production and producer price indices for the industrial sector, covering manufacturing industries and sewerage, waste management and remediation activities.

2. The classification of establishments in the industrial sector follows the Hong Kong Standard Industrial Classification (HSIC), which is used in various economic surveys for classifying economic units into different industry classes.

3. Upon the implementation of the new HSIC Version 2.0 by the Census and Statistics Department (C&SD) in October 2008, the QSIP has been enhanced to adopt the HSIC Version 2.0 in compiling industrial production statistics. Starting from the first quarter of 2009, all the indices of industrial production are compiled based on the HSIC Version 2.0, and the base period of these indices has been changed to 2008 (i.e. with the quarterly average of these indices in 2008 taken as 100).

## 統計調查結果摘要

4. 整體製造業的工業生產指數繼在二零一零年第一季度錄得0.4%的按年升幅後，在二零一零年第二季與上年同季比較上升2.2%。

5. 污水處理、廢棄物管理及污染防治活動的工業生產指數繼在二零一零年第一季度錄得2.5%的按年升幅後，在二零一零年第二季與上年同季比較上升2.8%。

6. 二零一零年第二季與上年同季比較，金屬、電腦、電子及光學產品、機械及設備業的生產量升幅最大(+12.9%)；其次是食品、飲品及煙草製品業(+6.5%)。

7. 另一方面，二零一零年第二季生產量與上年同季比較錄得跌幅的行業有成衣業(-19.9%)；紡織製品業(-5.2%)；以及紙製品、印刷及已儲錄資料媒體的複製業(-1.1%)。

8. 按經季節性調整的數字計算，二零一零年第二季整體製造業的工業生產指數與二零一零年第一季度大致相同。

9. 表一列出二零零八年第一季至二零一零年第二季按行業組別劃分的工業生產指數。

10. 表二展示二零零八年第一季至二零一零年第二季製造業按產品用途類型劃分的工業生產指數。

## Summary of survey results

4. The index of industrial production for manufacturing industries as a whole increased by 2.2% in the second quarter of 2010 over a year earlier, following a 0.4% year-on-year increase in the first quarter of 2010.

5. The index of industrial production for sewerage, waste management and remediation activities increased by 2.8% in the second quarter of 2010 over a year earlier, following a 2.5% year-on-year increase in the first quarter of 2010.

6. Comparing the second quarter of 2010 with a year earlier, the metal, computer, electronic and optical products, machinery and equipment industry had the largest increase in output volume (+12.9%), followed by the food, beverages and tobacco industry (+6.5%).

7. On the other hand, decreases in output volume were recorded in the wearing apparel industry (-19.9%); the textiles industry (-5.2%); and the paper products, printing and reproduction of recorded media industry (-1.1%) in the second quarter of 2010 compared with a year earlier.

8. On a seasonally adjusted basis, the index of industrial production for manufacturing industries as a whole remained almost unchanged between the first and second quarters of 2010.

9. Table 1 presents the indices of industrial production by industry group from the first quarter of 2008 to the second quarter of 2010.

10. Table 2 shows the indices of industrial production by product end-use type for manufacturing industries from the first quarter of 2008 to the second quarter of 2010.

11. 圖一及圖二分別顯示由二零零五年第一季至二零一零年第二季製造業及按行業組別劃分的工業生產指數的變動。

12. 圖三顯示由二零零八年第一季至二零一零年第二季污水處理、廢棄物管理及污染防治活動的工業生產指數的變動。

11. Charts 1 and 2 depict, respectively, the movements of the industrial production indices for manufacturing industries and by industry group from the first quarter of 2005 to the second quarter of 2010.

12. Chart 3 presents the movements of the industrial production indices for sewerage, waste management and remediation activities from the first quarter of 2008 to the second quarter of 2010.

表一 : 按行業組別劃分的工業生產指數

Table 1 : Indices of industrial production by industry group

(二零零八年 = 100)

(Year 2008 = 100)

行業組別 Industry group	2008	2009	2008				2009				2010	
			第一季 Q1	第二季 Q2	第三季 Q3	第四季 Q4	第一季 Q1	第二季 Q2	第三季 Q3	第四季 Q4	第一季 Q1 *	第二季 Q2 #
<b>製造業</b> <b>Manufacturing</b>	<b>100.0</b> <b>(-6.7)</b>	<b>91.7</b> <b>(-8.3)</b>	<b>93.6</b> <b>(-4.5)</b> <b>[-4.0]</b>	<b>100.7</b> <b>(-4.2)</b> <b>[-0.5]</b>	<b>105.8</b> <b>(-7.0)</b> <b>[-3.4]</b>	<b>99.9</b> <b>(-10.6)</b> <b>[-3.2]</b>	<b>84.1</b> <b>(-10.1)</b> <b>[-2.8]</b>	<b>91.1</b> <b>(-9.5)</b> <b>[-1.1]</b>	<b>96.7</b> <b>(-8.6)</b> <b>[-1.9]</b>	<b>94.9</b> <b>(-4.9)</b> <b>[+1.1]</b>	<b>84.4</b> <b>(+0.4)</b> <b>[+2.9]</b>	<b>93.1</b> <b>(+2.2)</b> <b>[+0.1]</b>
食品、飲品及煙草製品 Food, beverages and tobacco	100.0 (+2.6)	99.1 (-0.9)	90.8 (+6.9)	94.4 (+4.7)	115.1 (+2.6)	99.6 (-2.9)	86.0 (-5.3)	93.9 (-0.5)	114.9 (-0.2)	101.4 (+1.8)	91.6 (+6.4)	100.0 (+6.5)
紡織製品 Textiles	100.0 (-11.1)	77.8 (-22.2)	93.0 (-4.3)	103.4 (-4.7)	102.8 (-14.2)	100.8 (-19.0)	72.0 (-22.6)	79.0 (-23.6)	78.7 (-23.4)	81.6 (-19.0)	62.3 (-13.4)	74.9 (-5.2)
成衣 Wearing apparel	100.0 (-22.0)	70.2 (-29.8)	85.2 (-19.0)	102.8 (-19.2)	111.8 (-22.4)	100.2 (-26.5)	58.7 (-31.1)	71.6 (-30.3)	78.1 (-30.1)	72.2 (-27.9)	46.8 (-20.2)	57.4 (-19.9)
紙製品、印刷及已儲錄資料 媒體的複製 Paper products, printing and reproduction of recorded media	100.0 (-0.2)	92.0 (-8.0)	97.4 (+1.8)	102.5 (+0.9)	96.0 (+0.6)	104.1 (-3.7)	89.4 (-8.2)	92.1 (-10.2)	89.2 (-7.1)	97.1 (-6.7)	86.8 (-2.9)	91.1 (-1.1)
金屬、電腦、電子及光學產品 、機械及設備 Metal, computer, electronic and optical products, machinery and equipment	100.0 (-10.5)	89.6 (-10.4)	92.8 (-11.6)	101.0 (-9.9)	108.2 (-11.9)	98.0 (-8.3)	80.6 (-13.1)	88.1 (-12.8)	95.6 (-11.6)	94.1 (-3.9)	84.4 (+4.7)	99.5 (+12.9)
其他製造行業 Miscellaneous manufacturing industries	100.0 (-0.3)	96.2 (-3.8)	99.4 (+3.0)	101.5 (+4.0)	101.2 (-0.4)	97.9 (-7.2)	91.2 (-8.3)	97.8 (-3.6)	97.2 (-4.0)	98.7 (+0.8)	95.9 (+5.1)	102.0 (+4.3)
<b>污水處理、廢棄物管理及 污染防治活動 @</b> <b>Sewerage, waste management and remediation activities @</b>	<b>100.0</b>	<b>97.5</b> <b>(-2.5)</b>	<b>94.1</b>	<b>105.3</b>	<b>99.5</b>	<b>101.0</b>	<b>92.3</b> <b>(-1.9)</b>	<b>98.9</b> <b>(-6.1)</b>	<b>96.4</b> <b>(-3.1)</b>	<b>102.5</b> <b>(+1.5)</b>	<b>94.7</b> <b>(+2.5)</b>	<b>101.6</b> <b>(+2.8)</b>

註釋：所有工業生產指數均按「香港標準行業分類 2.0 版」編製，而這些指數的基期為二零零八年。

\* 修訂數字。

# 臨時數字。

( ) 圓括號內數字表示按年變動百分率。

[ ] 方括號內數字表示經季節性調整按季變動百分率。經季節性調整的指數是由「X-12 自迴歸—求和—移動平均」方法編製，該方法是現時很多國家/地區的統計機構用作編製經季節性調整的統計數列的標準方法。

@ 由二零零八年第一季開始編製。

Notes: All the indices of industrial production are compiled based on the HSIC Version 2.0 and the base period of these indices is 2008.

\* Revised figures.

# Provisional figures.

( ) Figures in round brackets denote year-on-year percentage changes.

[ ] Figures in square brackets denote seasonally adjusted quarter-to-quarter percentage changes. Seasonal adjustment is performed using the X-12 ARIMA method, which is now a standard method used by statistical offices for performing seasonal adjustment of statistical series in many countries/territories.

@ Compiled as from the first quarter of 2008.

表二 : 製造業按產品用途類型劃分的工業生產指數  
**Table 2 : Indices of industrial production by product end-use type for manufacturing industries**

(二零零八年 = 100)  
 (Year 2008 = 100)

按產品用途類型的 行業分類 Industry category by product end-use type	2008	2009	2008				2009				2010	
			第一季	第二季	第三季	第四季	第一季	第二季	第三季	第四季	第一季	第二季
			Q1	Q2	Q3	Q4	Q1	Q2	Q3	Q4	Q1 *	Q2 #
最終產品行業 Final products industries	100.0 (-6.0)	91.6 (-8.4)	93.1 (-1.2)	98.1 (-4.2)	108.4 (-6.5)	100.4 (-11.3)	83.7 (-10.1)	89.3 (-9.0)	98.4 (-9.2)	94.9 (-5.4)	84.2 (+0.6)	91.6 (+2.6)
中期投產產品行業 Intermediate products industries	100.0 (-9.0)	92.3 (-7.7)	95.5 (-17.3)	109.8 (-5.7)	96.7 (-6.4)	98.0 (-5.8)	86.1 (-9.8)	99.3 (-9.6)	88.7 (-8.2)	95.0 (-3.1)	85.4 (-0.8)	100.7 (+1.4)
<b>製造業 Manufacturing</b>	<b>100.0 (-6.7)</b>	<b>91.7 (-8.3)</b>	<b>93.6 (-4.5)</b>	<b>100.7 (-4.2)</b>	<b>105.8 (-7.0)</b>	<b>99.9 (-10.6)</b>	<b>84.1 (-10.1)</b>	<b>91.1 (-9.5)</b>	<b>96.7 (-8.6)</b>	<b>94.9 (-4.9)</b>	<b>84.4 (+0.4)</b>	<b>93.1 (+2.2)</b>

註釋：按產品用途類型計算的工業生產指數旨在反映按產品用途劃分的兩個主要行業分類的生產變動情況。主要生產消費品和資本貨品的廠商歸入"最終產品行業"類，而主要生產用作再加工用途的產品的廠商則歸入"中期投產產品行業"類。

所有工業生產指數均按「香港標準行業分類 2.0 版」編製，而這些指數的基期為二零零八年。

\* 修訂數字。

# 臨時數字。

( ) 圓括號內數字表示按年變動百分率。

Notes : Industrial production indices by product end-use type are compiled to show changes in the output of two major industry categories classified by product end-use. Manufacturing firms mainly producing consumer and capital goods are classified into the "Final products industries", while those mainly producing products for further processing are classified into the "Intermediate products industries".

All the indices of industrial production are compiled based on the HSIC Version 2.0 and the base period of these indices is 2008.

\* Revised figures.

# Provisional figures.

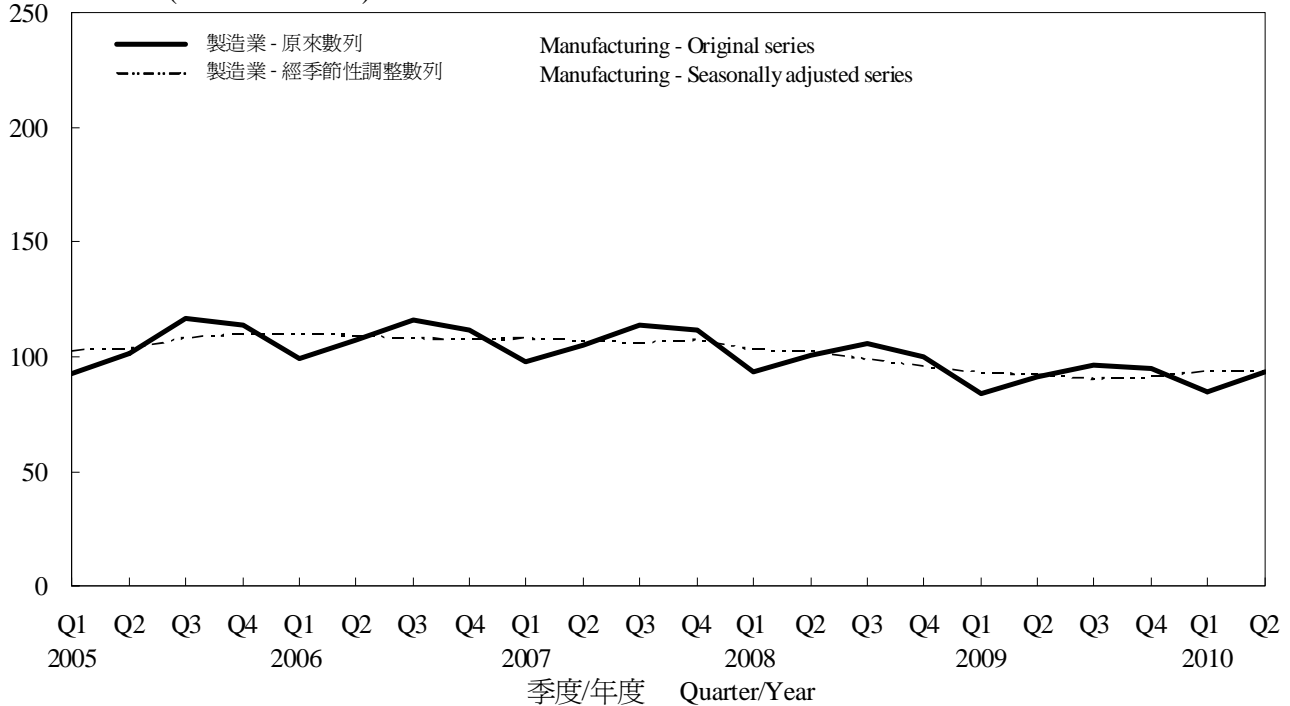
( ) Figures in round brackets denote year-on-year percentage changes.

圖一：製造業的工業生產指數

Chart 1：Index of industrial production for manufacturing industries

指數(二零零八年 = 100)

Index (Year 2008 = 100)

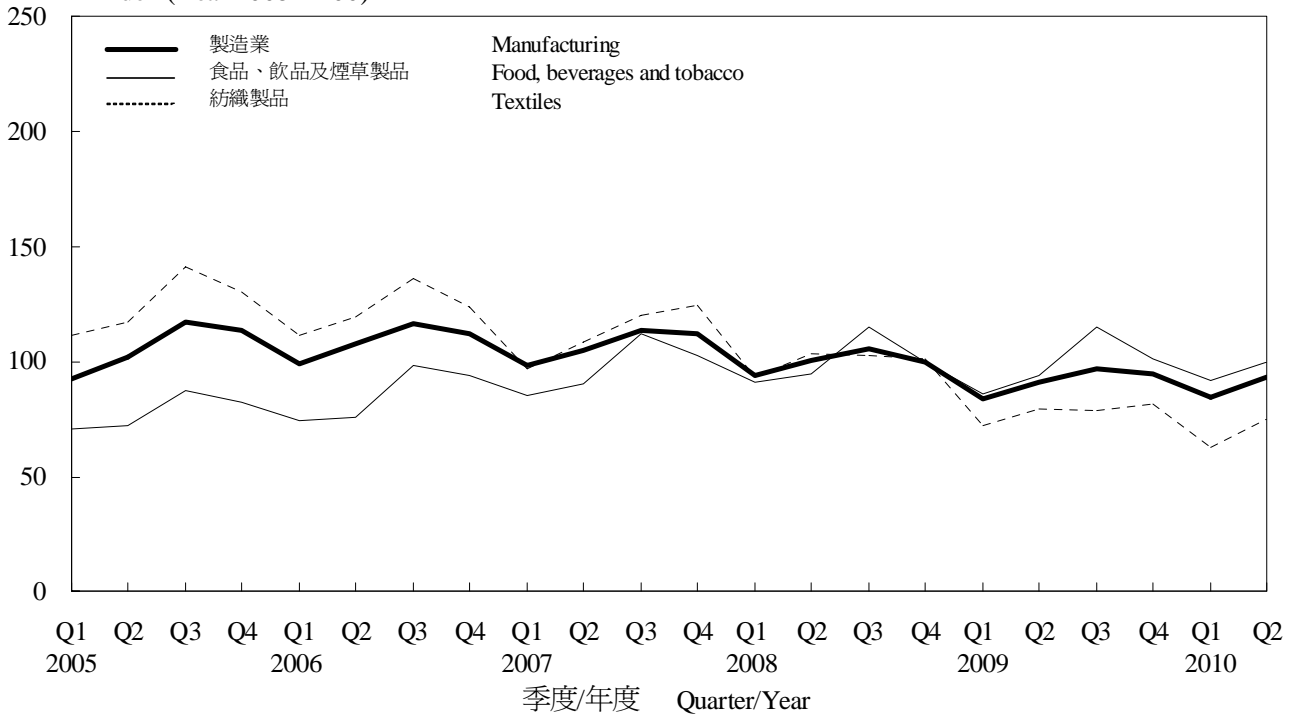


圖二：製造業按行業組別劃分的工業生產指數

Chart 2：Indices of industrial production by industry group in manufacturing industries

指數(二零零八年 = 100)

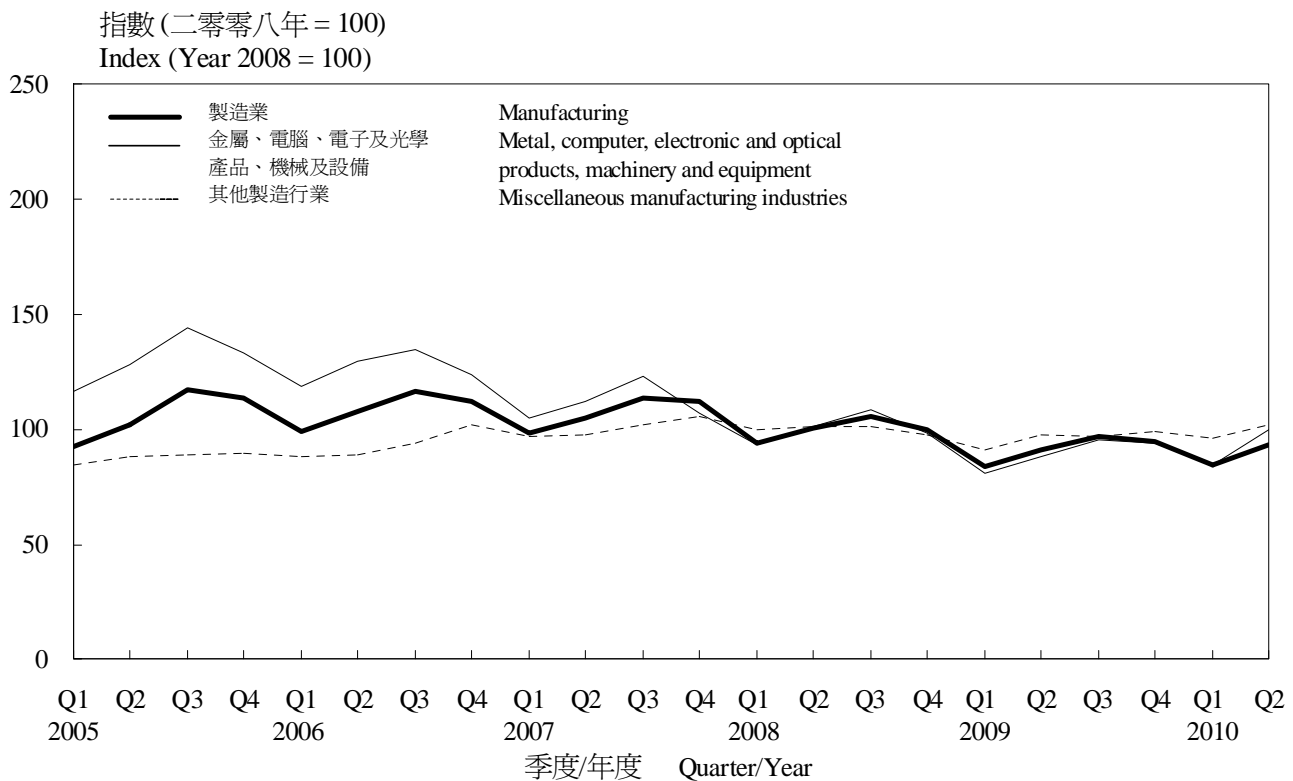
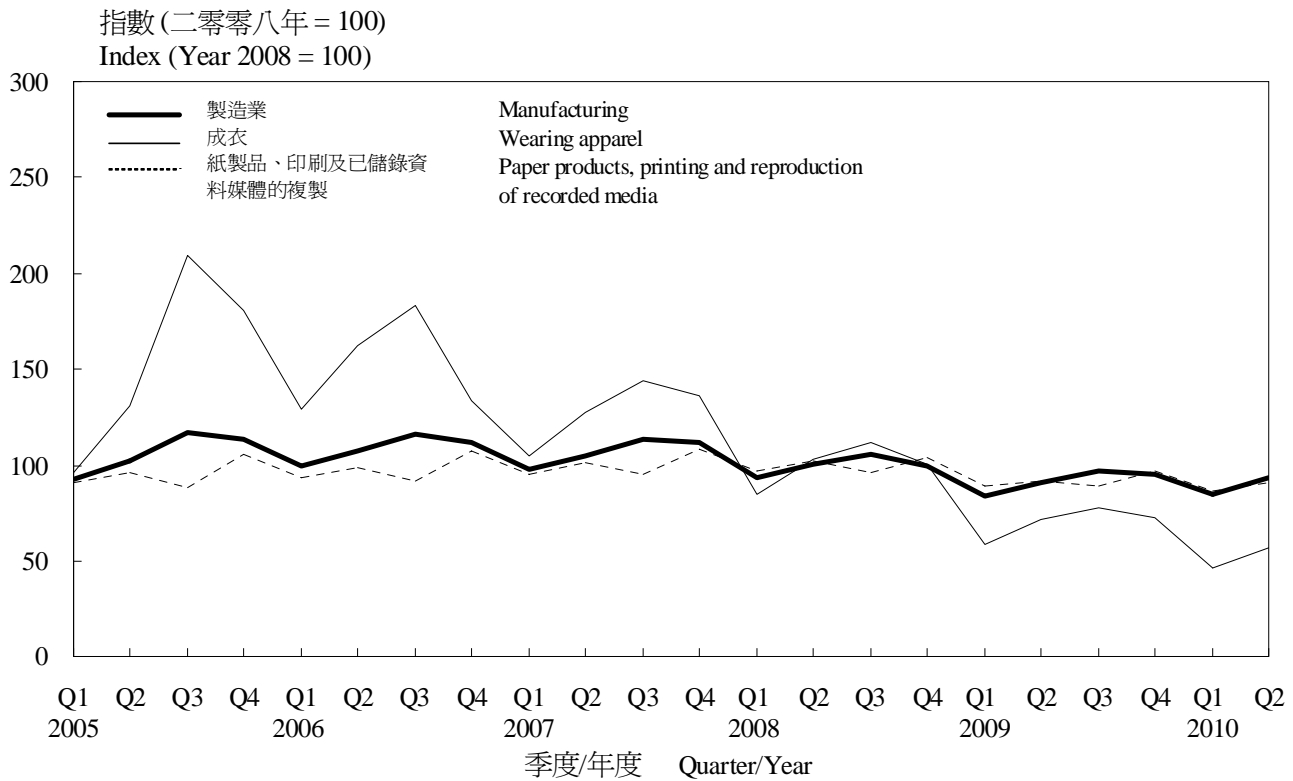
Index (Year 2008 = 100)





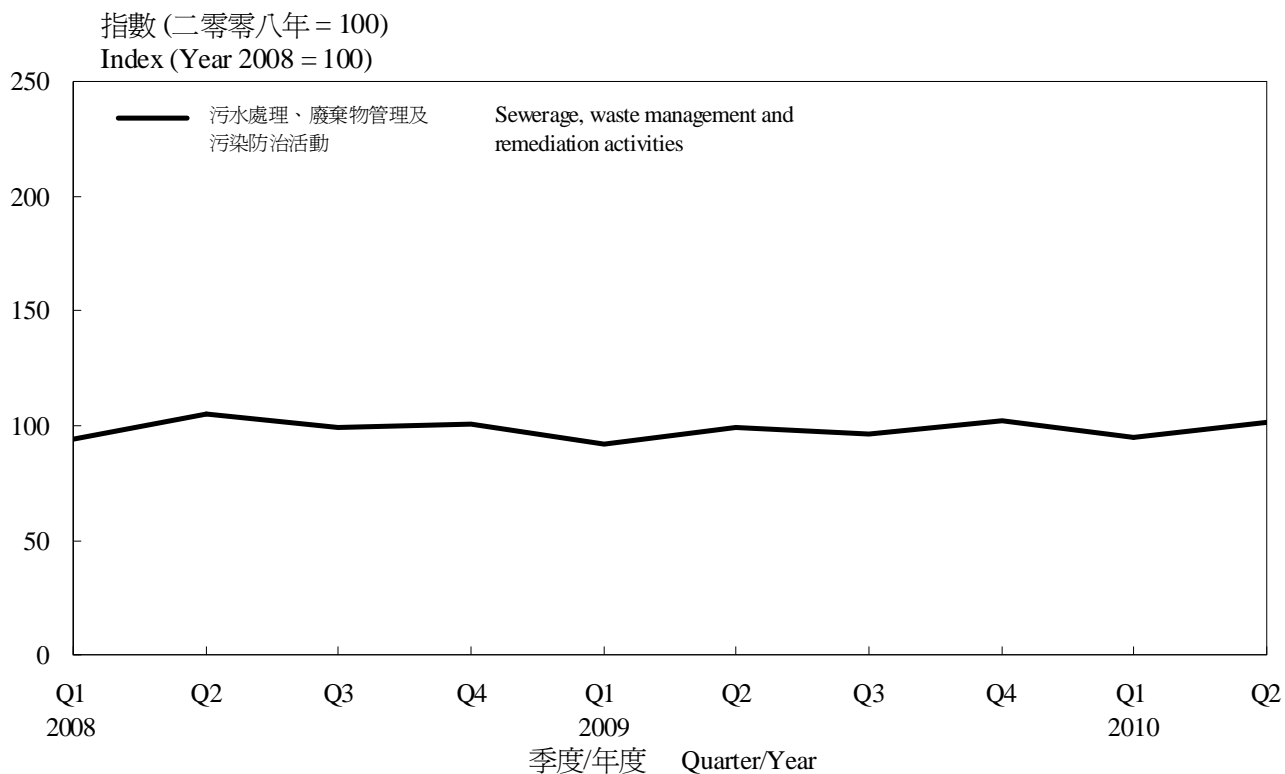
圖二：製造業按行業組別劃分的工業生產指數（續）

Chart 2: Indices of industrial production by industry group in manufacturing industries (cont'd)



圖三： 污水處理、廢棄物管理及污染防治活動的工業生產指數

Chart 3 : Index of industrial production for sewerage, waste management and remediation activities



## 統計調查方法

### 涵蓋範圍

1. 政府統計處自一九八二年開始進行「工業生產按季統計調查」，向製造業搜集資料以編製工業生產指數。自二零零八年推行「香港標準行業分類2.0版」後，就本統計調查而言，工業涵蓋製造業和污水處理、廢棄物管理及污染防治活動(簡稱廢棄物管理活動)。因此，本統計調查的涵蓋範圍已由製造業擴大至包括廢棄物管理活動。

2. 自二零零九年第一季起，所有工業生產指數均按「香港標準行業分類2.0版」編製。在「香港標準行業分類2.0版」之下，某些行業如出版及包裝活動已不再包括在製造業內。

### 樣本設計

3. 這項統計調查向所有僱用一百人或以上的製造業機構單位及所有僱用五十人或以上的廢棄物管理活動機構單位搜集資料，而其他僱用人數較少的工業機構單位則以抽樣調查方式進行。為了減少被選中的較小型機構單位重複定期填報的次數，這項統計調查採用了「輪換複樣本抽樣法」。從主要抽樣框，一共選出三個複樣本，而每個複樣本均包涵數目相若的較小型機構單位。在每年的第一季，這三個複樣本的其中一個會被撤換，而由一個新抽選的複樣本取代。此外，每季的統計調查亦會從包括在該季新開業機構單位所組成的補充抽樣框內抽選一個補充樣本。由二零零九年第一季起，每季共選出約700間機構單位進行訪問。

## Survey methodology

### Coverage

1. The C&SD has been conducting the QSIP since 1982 to collect data from manufacturing industries for the compilation of the indices of industrial production (IIPs). Upon the implementation of the HSIC Version 2.0 in 2008 and in the context of the QSIP, the industrial sector covers manufacturing industries as well as sewerage, waste management and remediation activities (or waste management activities in short). As a result, the coverage of the QSIP has been expanded to include waste management activities in addition to manufacturing industries.

2. Starting from the first quarter of 2009, all the IIPs are compiled based on the HSIC Version 2.0. It should be noted that some industries like publishing and packaging activities are no longer included in manufacturing industries under the HSIC Version 2.0.

### Sample design

3. The survey covers all establishments in manufacturing industries engaging 100 or more persons as well as all establishments in waste management activities engaging 50 or more persons, and a sample of smaller establishments in the industrial sector. In order to reduce the incidence of repeated reporting by the selected smaller establishments, rotational replicated sampling is used. From the main sampling frame, a total of 3 sample replicates are selected, each comprising similar number of smaller establishments. In the first quarter of each year, one of these 3 replicates is rotated out and replaced by a newly selected replicate. A supplementary sample is also selected each quarter for the survey from the supplementary sampling frame, which comprises new establishments in that quarter. As from the first quarter of 2009,

## 數據搜集及處理

4. 政府統計處在每一輪統計調查，以郵寄方式發出問卷給被選中的機構單位。這項統計調查主要是以郵遞方式搜集資料，有需要時再輔以面談或電話訪問以搜集或核實有關資料。所搜集的資料經電腦處理，以編製工業生產指數。

## 工業生產指數及其編製方法

5. 工業生產指數的變化反映本地工業生產量的實質變動，即經撇除價格變動因素後本地生產量的變動情況。

6. 根據「工業生產按季統計調查」所搜集得的資料而編製成的工業生產指數可用作分析本港工業最新表現的指標，並可作「工業生產按年統計調查」以外的補充資料。後者提供有關工業內各行業的經營特色和成本結構等詳細統計資料，但所需的編製時間卻較長。

7. 由二零零九年第一季的統計報告開始，工業生產指數數列從以二零零零年為基期改為以二零零八年為基期。過去公布的以二零零零年為基期的生產指數是不可以與二零零八年為基期的指數作直接比較。

8. 個別行業的工業生產指數，是根據一組選定而屬該行業內較重要的產品／服務而編製。政府統計處每年均參照最近一輪的按年統計調查所搜集得的產品銷售價值更新該行業內的選定產品／服務。

9. 對那些生產量能以實質單位計算的選定行業產品／服務，工業生產指數是根據它們的生產數量而編製。至於那些

a total of about 700 establishments are selected for enumeration in each quarter.

## Data collection and processing

4. For each survey round, survey forms are mailed to the sampled establishments. Data are collected by post, supplemented by face-to-face or telephone enumeration and verification as necessary. The data collected are then processed by computer for compiling the IIPs.

## Index of industrial production and its compilation method

5. Movement in IIP reflects the changes in local industrial output in real terms, i.e. changes in the volume of local production after discounting the effect of price changes.

6. The IIPs which are based on data from the QSIP may be used as indicators of the current performance of the industrial sector in Hong Kong, and are supplementary to the statistics obtained through the Annual Survey of Industrial Production. The latter provides detailed information on the operating characteristics and cost structure of different industries in the industrial sector, but with a longer time lag.

7. As from the statistical report for the first quarter of 2009, the base period of the IIPs has been changed from 2000 to 2008. The previously released 2000-based IIPs cannot be directly compared with the 2008-based indices.

8. The IIP of a particular industry is compiled on the basis of a selected "bundle" of the more important industrial products/services of that industry. The selected "bundle" is updated annually with reference to the annual sales statistics obtained from the latest round of the annual survey.

9. The IIP is compiled from the production quantities for the selected industrial products/services with output

因種類太雜而並無劃一數量單位的選定產品／服務，則要根據經平減價格後的價值(即以從「工業生產按季統計調查」所得資料而計算出的相應生產者價格指數平減價格變動後的生產價值)編製工業生產指數。

10. 製造業個別行業的工業生產指數的編製方法如下：首先就該行業所包括的每個選定行業產品／服務計算出它在統計期與上年度的生產量對比（或經價格平減後的價值對比）；再用有關產品／服務的銷售價值作為權數，將統計期各項行業產品／服務的生產量對比（或經平減價格後的價值對比），累加而成該行業的工業生產指數。這個指數是以上年度為基期，用連續相乘方法可將它轉為以二零零八年度為基期的指數。累加時用作權數的銷售價值，是根據最近一輪的按年統計調查所得的資料計算。至於編製指數所根據的選定行業產品／服務，皆是有關行業的主要產品／服務，而佔生產總值比重較小的次要產品／服務，不會包括在內。

11. 各行業組別及製造業的工業生產指數，是把所包括的個別行業的工業生產指數用其增加價值作為權數，累加而成。這些指數都是以上年度為基期，用連續相乘方法，可將它們轉為以二零零八年度為基期的工業生產指數。累加時用作權數的增加價值，是根據最近一輪的按年統計調查所得的資料計算。

12. 廢棄物管理活動的工業生產指數的編製方法與上述提及製造業的編製方法相若。

measurable in physical terms. For other selected products/services which are too heterogeneous for quantity measurement, the deflated value (i.e. output values deflated by the corresponding producer price indices, which are also derived from data collected in the QSIP) are used in compiling the IIPs.

10. For manufacturing industries, the IIP at the industry level is obtained by first computing the production quantity relative (or deflated value relative) of each of the selected industrial products/services in the survey reference period as compared to that in the previous year; and then using the relevant sales values as weights for aggregating the production quantity relatives (or deflated value relatives) of different industrial products/services. The result, being an index with the previous year as base, is converted to an index with 2008 as base by the method of chaining. The sales values that are used as weights for aggregation are obtained in the latest round of the annual survey. The selected industrial products/services used in compiling the IIP are the primary products/services of the industry; secondary products/services that form a minor share of the industry's production are not included.

11. The IIPs at the industry level (with the previous year as base) are then further aggregated, using the values added of the industries as weights, to form the IIPs of an industry group, and successively of manufacturing industries. These indices with the previous year as base are then converted to the IIPs with 2008 as base by the method of chaining. The values added used as weights for aggregation are obtained from the latest round of the annual survey.

12. Compilation method of IIPs for waste management activities is similar to that mentioned above for manufacturing industries.

## 行業分類

13. 自一九九零年，本處已採納「香港標準行業分類」，用作劃分香港的機構單位的經濟活動。「香港標準行業分類」是以「所有經濟活動的國際標準產業分類修訂本第2版」為藍本，加以編訂，使其切合本地環境，從而反映本港經濟結構。「香港標準行業分類」是一套統計分類架構，按照主要經濟活動把經濟單位撥歸行業類別。這個分類架構不僅是在不同的統計調查中作為抽選經濟單位樣本的基本分層，也是用以編製、分析和發布按經濟活動劃分的統計數字的標準行業分類。

14. 政府統計處就「香港標準行業分類」不時予以檢討，以反映香港經濟產業結構的變化和新興的經濟活動。「香港標準行業分類1.1版」於二零零一年推行，為了使「香港標準行業分類」更能反映本地經濟活動的最新情況，並改善官方統計數字的國際可比性，以便利不同的使用者，「香港標準行業分類」在二零零八年已全面作出修訂。已修訂的「香港標準行業分類」（即「香港標準行業分類2.0版」）於二零零八年十月公布。由二零零九年開始，政府統計處將會在不同的統計調查相繼採用「香港標準行業分類2.0版」。有關修訂「香港標準行業分類」的細節，用戶可參考刊載於《香港統計月刊》二零零八年十一月號的「修訂「香港標準行業分類」」的專題文章。

15. 本報告書內所採用的行業組別分類的細節，載於附錄甲。

16. 為了分析製造業按產品用途劃分的兩個主要行業類別的生產趨勢，本報告書亦編製了兩個額外指數，即最終產品（包括消費品及資本貨品）行業及中期

## Industrial classification

13. Since 1990, the HSIC has been adopted for classifying the economic activities of establishments in Hong Kong. The HSIC is devised using the International Standard Industrial Classification of All Economic Activities Revision 2 as a framework with local adaptation to reflect the structure of the Hong Kong economy. It is a statistical classification framework for classifying economic units into industry classes based on their major economic activities. This framework not only provides a basic stratification for sample selection of economic units in various surveys, but also serves as a standard industrial classification in Hong Kong for compilation, analysis and dissemination of statistics by economic activities.

14. The HSIC has been reviewed from time to time to reflect significant changes in the structure of the Hong Kong economy and the emergence of new economic activities. HSIC Version 1.1 was implemented in 2001 and in order to bring HSIC more up-to-date on local economic activities as well as to foster international comparability of official statistics for different users, a full-scale revision exercise was completed in 2008. The revised HSIC, i.e. HSIC Version 2.0 was released in October 2008. HSIC Version 2.0 is being used progressively in different surveys by the C&SD starting from 2009. Users may refer to the feature article “Revision of the Hong Kong Standard Industrial Classification” published in the November 2008 issue of the *Hong Kong Monthly Digest of Statistics* for more details on the revision of HSIC.

15. Details of the classification of industry groups published in this report are shown in Annex A.

16. For the purpose of analysing the trends of industrial output of two major industry categories classified by product end-use in manufacturing industries, two extra IIPs, one for the final products (including

投產產品行業的生產指數。這兩個行業類別的劃分細則，載於附錄乙。

### 新工業生產指數的後向估計數列

17. 政府統計處就二零零八統計年度進行的「工業生產按季統計調查」所涵蓋的機構單位，按其行業組別採用並行編碼（即一套編碼按「香港標準行業分類1.1版」，而另一套則按「香港標準行業分類2.0版」）。根據新舊系統並行分類的二零零八年數據，以「香港標準行業分類2.0版」為基礎的一系列製造業的工業生產指數已作出後向估計至二零零五年。用戶如對後向估計的統計數列或統計調查結果有任何查詢，請與政府統計處工業生產及旅遊統計組聯絡（電話：(852) 2805 6643；傳真：(852) 2123 1048；電郵：ind-production@censtatd.gov.hk）。

### 指數的發布

18. 臨時數字於統計季度約2.5個月後以新聞稿形式發布。這些臨時數字是根據截止日期前所搜集的統計調查數據而編製。在截止日期後所收到的數據（通常佔很小部份），會用作修訂臨時數字。修訂數字會於臨時數字發布後約1.5個月提供。二零一零年第二季的修訂數字將於二零一零年十月二十二日在政府統計處網站內發布。

consumer goods and capital goods) industries and the other for the intermediate products industries, are also compiled. Details of the classification of these two industry categories are given in Annex B.

### Backcasted series of new industrial production indices

17. Parallel coding of the industry classes of establishments covered in the QSIP, one under the HSIC Version 1.1 and the other under the HSIC Version 2.0, was undertaken in different survey rounds in the reference year of 2008. Based on the 2008 survey data with dual classifications, the series of IIPs for manufacturing industries under HSIC Version 2.0 has been backcasted to 2005. Users who are interested in the backcasted series or have enquiries about the survey results may contact the Industrial Production and Tourism Statistics Section of the C&SD (tel: (852) 2805 6643; fax: (852) 2123 1048; e-mail: ind-production@censtatd.gov.hk).

### Dissemination of indices

18. Provisional figures are published about 2.5 months after the reference quarter in the form of press releases. These provisional figures are compiled based on survey data collected up to the cut off date. Late returns (usually involving only a very small proportion) are used to revise the provisional figures. The revised figures are available about 1.5 months after the release of provisional figures. The revised figures for the second quarter of 2010 will be released at the C&SD's website on 22 October 2010.

分類表 I -- 行業組別  
Classification list I -- Industry groups

為方便讀者將本報告書內的統計與其他根據香港標準行業分類(HSIC)2.0版編製而成的統計聯用，以下列出有關的對照表。

To facilitate readers in relating statistics presented in this report to other published statistics based on the HSIC Version 2.0, the relevant correspondence table is given below.

行業 組別	行業名稱 Description	相應的HSIC 2.0版 行業編號 Corresponding codes under HSIC Version 2.0
<b>製造業</b>		<b>10-33</b>
<b>Manufacturing</b>		
1	食品、飲品及煙草製品 Food, beverages and tobacco	10-12
2	紡織製品 Textiles	13
3	成衣 Wearing apparel	14
4	紙製品、印刷及已儲錄資料媒體的複製 Paper products, printing and reproduction of recorded media	17-18
5	金屬、電腦、電子及光學產品、機械及設備 Metal, computer, electronic and optical products, machinery and equipment	24-30
6	其他製造行業 Miscellaneous manufacturing industries	15-16, 19-23, 31-33
	<b>污水處理、廢棄物管理及污染防治活動</b> <b>Sewerage, waste management and remediation activities</b>	<b>37-39</b>



分類表 II – 製造業按產品用途類型劃分的行業類別  
**Classification list II -- Industry categories by product end-use type for manufacturing industries**

表二列出了最終產品行業及中期投產產品行業的兩個生產指數。下表列出這兩個行業類別的有關劃分細則。

In Table 2, separate indices of industrial production are presented for categories of final product and intermediate product industries. Below is a list showing the classification of industries into these two categories.

**甲 最終產品行業**  
**A. Final product industries**

行業組別 Industry group	在行業組別中之最終產品行業 Final product industries in the industry group	相應的HSIC 2.0版 行業編號 Corresponding codes under HSIC Version 2.0
1*	食品、飲品及煙草製品 Food, beverages and tobacco	10-12
2	紡織製成品 Made-up textiles articles	1392-1394, 1396-1399
3*	成衣 Wearing apparel	14
4	印刷及已儲錄資料媒體的複製 Printing and reproduction of recorded media	18
5	金屬製品（建築用金屬製品、機械及設備除外） Fabricated metal products (except structural metal products, machinery and equipment)	2512-13, 259
	電腦、電子及光學產品（電子組件及介板除外） Computer, electronic and optical products (except electronic components and boards)	262-268
	機械及設備 Machinery and equipment	27-28
	汽車及其他運輸設備 Motor vehicles and other transport equipment	29-30

行業 組別 Industry group	在行業組別中之最終產品行業 Final product industries in <u>the industry group</u>	相應的HSIC 2.0版 行業編號 Corresponding codes <u>under HSIC Version 2.0</u>
6	其他製造行業 (化學品及化學產品和非金屬礦產製品除外) Miscellaneous manufacturing industries (except chemicals and chemical products, and non-metallic mineral products)	15-16, 21-22 31-33

註釋 : \* 整個行業組別分類為“最終產品行業”類別。

Note : \* The whole industry group is classified to the “Final product industries” category.

**乙 中期投產產品行業**  
**B. Intermediate product industries**

行業 組別 Industry group	在行業組別中之中期投產產品行業 Intermediate product industries <u>in the industry group</u>	相應的HSIC 2.0版 行業編號 Corresponding codes <u>under HSIC Version 2.0</u>
2	紡織製品(紡織製成品除外) Textiles (except made-up textiles articles)	131, 1391, 1395
4	紙及紙製品 Paper and paper products	17
5	基本金屬 Basic metals	24
	建築用金屬製品 Structural metal products	2511
	電子組件及介板 Electronic components and boards	261
6	非金屬礦產製品 Non-metallic mineral products	19, 23
	化學品及化學產品 Chemicals and chemical products	20

**獲取政府統計處刊物及其他統計產品的方法**  
**Means of Obtaining Publications and Other Statistical Products**  
**of the Census and Statistics Department**

**網站**

用戶可以在政府統計處網站 ([www.censtatd.gov.hk/products\\_and\\_services/products/publications/index\\_tc.jsp](http://www.censtatd.gov.hk/products_and_services/products/publications/index_tc.jsp)) 免費下載統計刊物。

政府統計處部分刊物備有印刷版，於政府新聞處的政府書店網站 ([www.bookstore.gov.hk](http://www.bookstore.gov.hk)) 有售。

**郵購服務**

本處部分刊物附有郵購表格，供訂購或按期訂閱刊物的印刷版。請填妥郵購表格，連同所需費用和郵費的支票或匯票寄回辦理。郵購表格亦可在政府統計處網站下載 ([www.censtatd.gov.hk/products\\_and\\_services/other\\_services/provision\\_of\\_stat/mail\\_ordering\\_of\\_publications/index\\_tc.jsp](http://www.censtatd.gov.hk/products_and_services/other_services/provision_of_stat/mail_ordering_of_publications/index_tc.jsp))。

**銷售中心**

市民可親臨政府統計處刊物出版組購買刊物的印刷版和唯讀光碟產品，並即時提取。刊物出版組的地址是：

香港灣仔港灣道12號  
灣仔政府大樓19樓

電話：(852) 2582 3025  
圖文傳真：(852) 2827 1708

該組並設有閱讀區，讓使用者翻閱陳列的統計處各類的刊物。閱讀區也備有統計處編製的宣傳／教育單張和小冊子，歡迎索閱。

**Website**

Users may download statistical publications free of charge from the website of the Census and Statistics Department ([www.censtatd.gov.hk/products\\_and\\_services/products/publications/index.jsp](http://www.censtatd.gov.hk/products_and_services/products/publications/index.jsp)).

Some publications of the Census and Statistics Department are available in print versions and are offered for sale online at the Government Bookstore of the Information Services Department ([www.bookstore.gov.hk](http://www.bookstore.gov.hk)).

**Mail Order Service**

A mail order form for ordering or subscribing to print versions of publications is available in some of the Department's publications. Completed form should be sent back together with a cheque or bank draft covering all necessary cost and postage. The order form is also available for downloading from the website of the Department ([www.censtatd.gov.hk/products\\_and\\_services/other\\_services/provision\\_of\\_stat/mail\\_ordering\\_of\\_publications/index.jsp](http://www.censtatd.gov.hk/products_and_services/other_services/provision_of_stat/mail_ordering_of_publications/index.jsp)).

**Sales Centre**

Print versions of publications and CD-ROM products are available for purchase and collection on the spot at the Publications Unit of the Census and Statistics Department at the following address :

19/F Wanchai Tower  
12 Harbour Road, Wan Chai, Hong Kong.

Tel. : (852) 2582 3025  
Fax : (852) 2827 1708

The Unit also provides a reading area where users may browse through various publications of the Department on display. Publicity/educational leaflets and pamphlets of the Department are also available for collection.