

# 就業及空缺 按季統計報告 Quarterly Report of Employment and Vacancies Statistics

2020年3月  
March 2020



香港特別行政區 政府統計處  
Census and Statistics Department  
Hong Kong Special Administrative Region

10 years+  
同心服務  
caring organisation

MD  
人才企業



# 就業及空缺按季統計報告

## Quarterly Report of Employment and Vacancies Statistics

2020年3月  
March 2020

有關本刊物的查詢，請聯絡：

**政府統計處 就業統計及機構記錄組**

地址：香港灣仔港灣道12號灣仔政府大樓20樓

電話：(852) 2582 5076 圖文傳真：(852) 2827 2296

電郵：employment@censtatd.gov.hk

Enquiries about this publication can be directed to :

**Employment Statistics and Central Register of Establishments Section  
Census and Statistics Department**

Address : 20/F, Wanchai Tower, 12 Harbour Road, Wan Chai, Hong Kong.

Tel. : (852) 2582 5076 Fax : (852) 2827 2296

E-mail : employment@censtatd.gov.hk

政府統計處網站 Website of the Census and Statistics Department  
www.censtatd.gov.hk

2020年6月出版

Published in June 2020

本刊物只備有下載版

This publication is available in download version only



<b>I. 引言</b>	<b>Introduction</b>	1
<b>II. 統計調查結果摘要</b>	<b>Summary of Survey Findings</b>	
就業人數	<i>Employment</i>	1
職位空缺	<i>Vacancies</i>	3
經季節性調整的就業人數及職位 空缺數目	<i>Seasonally adjusted figures of persons engaged and vacancies</i>	5
<b>III. 統計表</b>	<b>Statistical Tables</b>	
註釋	<i>Explanatory notes</i>	6
用語及定義	<i>Terms and definitions</i>	9
注意事項	<i>Notes in reading the tables</i>	10
以新行業分類劃分的就業及職位 空缺統計數字的後向估計數列	<i>Backcasted series of employment and vacancies statistics in new industrial classification</i>	14
統計表	<i>Tables</i>	
表 1 公務員人數及有關職位空缺數目	Table 1 Number of civil servants and civil service vacancies	14
表 2 按行業主類劃分的機構單位數 目、就業人數及職位空缺數 目（公務員除外）	Table 2 Number of establishments, persons engaged and vacancies (other than those in the civil service) analysed by industry section	15
表 3 按行業主類／行業大類劃分的就 業人數（公務員除外）	Table 3 Number of persons engaged (other than those in the civil service) analysed by industry section / industry division	19
表 4 按行業主類／行業大類劃分的職 位空缺數目（公務員除外）	Table 4 Number of vacancies (other than those in the civil service) analysed by industry section / industry division	25
表 5 按行業主類／行業大類劃分的機 構單位數目（政府部門除外）	Table 5 Number of establishments (excluding civil service) analysed by industry section / industry division	31

表 6	按選定行業中類／行業小類／行業小分類劃分的機構單位數目、就業人數及職位空缺數目（公務員除外）	Table 6	Number of establishments, persons engaged and vacancies (other than those in the civil service) analysed by selected industry group / industry class / industry sub-class	37
表 7	按零售商類別劃分的零售業機構單位數目、就業人數及職位空缺數目（公務員除外）	Table 7	Number of establishments, persons engaged and vacancies (other than those in the civil service) in the retail trade analysed by type of retail outlet	45
表 8	按行業主類／行業大類及性別劃分的就業人數（公務員除外）	Table 8	Number of persons engaged (other than those in the civil service) analysed by industry section / industry division and sex	47
表 9	按行業主類及機構規模劃分的機構單位數目及就業人數（公務員除外）	Table 9	Number of establishments and persons engaged (other than those in the civil service) analysed by industry section and size of establishment	53
表 10	按行業主類及主要職業組別劃分的職位空缺數目（公務員除外）	Table 10	Number of vacancies (other than those in the civil service) analysed by industry section and major occupation group	56
表 11	選定行業主類內經季節性調整及未經調整的就業人數（公務員除外）按3個月的變動百分率	Table 11	Percentage change over 3-month period of the seasonally adjusted and seasonally unadjusted statistics of persons engaged (other than those in the civil service) in selected industry sections	58
表 12	選定行業主類內經季節性調整及未經調整的職位空缺數目（公務員除外）按3個月的變動百分率	Table 12	Percentage change over 3-month period of the seasonally adjusted and seasonally unadjusted statistics of vacancies (other than those in the civil service) in selected industry sections	59

## 統計圖

## Charts

圖 1	選定行業主類的就業人數	Chart 1	Employment in selected industry sections	60
圖 2	選定行業主類的職位空缺數目	Chart 2	Number of vacancies in selected industry sections	60
圖 3	製造業的就業人數	Chart 3	Employment in manufacturing	61
圖 4	建築地盤的工人人數	Chart 4	Number of manual workers engaged at construction sites	61

		頁數 Page
圖 5	進出口貿易、批發及零售業以及住宿及膳食服務業的就業人數	62
圖 6	金融及保險業、地產業以及專業及商用服務業的就業人數	62
圖 7	經季節性調整及未經調整的就業人數數列（公務員除外）	63
圖 8	經季節性調整及未經調整的職位空缺數列（公務員除外）	63
<b>IV. 統計方法</b>		
	<b>Statistical Methodology</b>	
資料來源	<i>Data source</i>	64
抽樣設計	<i>Sample design</i>	64
統計調查方法及回應率	<i>Survey method and response rate</i>	65
行業資料更新	<i>Industry updating</i>	66
估計的可靠性	<i>Reliability of the estimates</i>	66
<b>V. 其他參考資料</b>	<b>Further References</b>	<b>67</b>
附錄甲 《香港標準行業分類1.1版》及《香港標準行業分類2.0版》的高層次分類的概略比較	<b>Appendix A</b> Crude conversion between the top level classifications of HSIC Version 1.1 and HSIC Version 2.0	69
附錄乙 不同零售商類別的涵蓋範圍	<b>Appendix B</b> Coverage of different types of retail outlets	70
獲取政府統計處刊物的方法	<b>Means of Obtaining Publications of the Census and Statistics Department</b>	<b>71</b>





## I. 引言

1.1 本報告載列香港各個主要的經濟行業內有關就業人數及職位空缺數目的統計數字。這些數字主要根據政府統計處所進行的「僱傭及職位空缺按季統計調查」及「建築地盤就業人數按季統計調查」的結果而編製，為本港勞工市場提供短期變動的指標。

1.2 由於本報告的統計數字並不包括香港所有行業，因此個別行業主類及總計數字只涉及有關統計調查所包括的行業。有關詳細的行業涵蓋範圍，請參閱本報告第III部分第3.2–3.5段。

1.3 因應政府統計處在2008年10月發表新的「香港標準行業分類2.0版」，「僱傭及職位空缺按季統計調查」已採用該行業分類編製機構單位數目、就業人數及職位空缺數目的統計數字，以取代沿用的「香港標準行業分類1.1版」。由2009年起，本報告內的所有統計數字均按「香港標準行業分類2.0版」編製。

## II. 統計調查結果摘要

2.1 本報告內的就業人數，是指上述各統計調查所包括的公營及私營機構（包括建築地盤）所呈報的就業人數，而職位空缺統計數字是指所呈報的職位空缺數目。

### 就業人數

2.2 在2020年3月就業人數是2 941 974，與上年同期比較下跌3.5%。按行業主類劃分的2020年3月就業人數（公務員除外），與2019年3月及2019年12月的數字比較詳列於下表：

## I. Introduction

1.1 This report presents statistics on the number of persons engaged and vacancies in major economic sectors in Hong Kong, based mainly on the findings of the Quarterly Survey of Employment and Vacancies (SEV) and the Quarterly Employment Survey of Construction Sites (Site Survey) conducted by the Census and Statistics Department (C&SD). These statistics serve as indicators of short-term changes in the local labour market.

1.2 It should be noted that since the statistics quoted in this report do not cover all the industries in Hong Kong, figures at the industry section level and the total figures relate only to those industries covered in relevant surveys. For details of the industrial coverage, please refer to paragraphs 3.2 – 3.5 in Part III of this report.

1.3 With the release of the new Hong Kong Standard Industrial Classification Version 2.0 (HSIC V2.0) by the C&SD in October 2008, the SEV has been enhanced to adopt the HSIC V2.0 to replace the HSIC Version 1.1 in compiling the statistics on the number of establishments, persons engaged and vacancies starting from 2009. Hence, all the statistics contained in this report are in HSIC V2.0.

## II. Summary of Survey Findings

2.1 In this report, *employment* refers to the number of persons engaged as reported by the establishments in the public and private sectors (including construction sites) covered by the above-mentioned surveys, while the statistics on *vacancies* refer to the number of job vacancies thereby reported.

### *Employment*

2.2 Employment stood at 2 941 974 in March 2020, representing a 3.5% decrease when compared with a year earlier. A comparison of the employment figures (other than those in the civil service) for March 2020 with those for March 2019 and December 2019, analysed by industry section, is detailed in the following table :

**表甲 按行業主類劃分的就業人數（公務員除外）**  
**Table A Number of persons engaged (other than those in the civil service) analysed by industry section**

香港標準行業分類2.0版 行業主類（編碼及名稱） Industry section of HSIC V2.0 (code and description)	就業人數 No. of persons engaged (Employment)			變動百分率（%） <sup>(2)</sup> Percentage change (%)	
	2019年3月 Mar 2019	2019年12月 Dec 2019	2020年3月 Mar 2020	2020年3月與 2019年3月比較 Mar 2020 over Mar 2019	2020年3月與 2019年12月比較 Mar 2020 over Dec 2019
	B 採礦及採石 Mining and quarrying	29	17	30	+3.4
C 製造 Manufacturing	88 522	85 387	84 239	-4.8	-1.3 (-1.2)
D & E 電力和燃氣供應及廢棄物管理 Electricity and gas supply, and waste management	11 270	11 315	11 001	-2.4	-2.8 (-1.9)
F 建築地盤（只包括地盤工人） Construction sites (manual workers only)	107 448	99 938	101 060	-5.9	+1.1 (-1.2)
G 進出口貿易、批發及零售 <sup>(1)</sup> Import/export, wholesale and retail trades	791 873	756 456	730 300	-7.8	-3.5 (-2.8)
進出口貿易及批發 Import/export trade and wholesale	519 275	495 398	475 379	-8.5	-4.0
零售 <sup>(1)</sup> Retail	272 598	261 058	254 921	-6.5	-2.4
H 運輸、倉庫、郵政及速遞服務 <sup>(1)</sup> Transportation, storage, postal and courier services	180 668	180 227	177 297	-1.9	-1.6
I 住宿及膳食服務 <sup>(1)</sup> Accommodation and food services	293 966	275 839	259 533	-11.7	-5.9 (-5.5)
J 資訊及通訊 Information and communications	110 578	110 282	109 741	-0.8	-0.5
K 金融及保險 <sup>(1)</sup> Financing and insurance	236 116	238 513	238 178	+0.9	-0.1
L 地產 Real estate	135 486	135 038	134 469	-0.8	-0.4
M & N 專業及商用服務 <sup>(1)</sup> Professional and business services	387 440	387 241	386 169	-0.3	-0.3
P – S 社會及個人服務 <sup>(1)</sup> Social and personal services	530 876	539 749	532 301	+0.3	-1.4 (-1.2)
以上行業主類總計 <sup>(1)</sup> Total of industry sections above	2 874 272	2 820 002	2 764 318	-3.8	-2.0 (-1.8)

註釋：(1) 數字只涉及有關統計調查所包括的行業，詳情請參閱第18頁的「註釋」。

Notes: Figures relate only to those industries covered. Please refer to the “Notes” on page 18 for details.

(2) 括號內的數字是經季節性調整後的變動百分率數字（詳細的數據請參閱第58頁表11），有關的數列會因應最新數據的趨勢而定期調整。由於部分行業主類沒有明顯的季節性模式，所以並沒有編製有關的數字。

Figures in brackets denote percentage changes compiled on a seasonally adjusted basis. More details are given in Table 11 on page 58. They are subject to routine revision when more up-to-date figures become available. Seasonally adjusted data series are not compiled for some industry sections as no clear seasonal patterns are found in these sections.

## 職位空缺

2.3 在2020年3月職位空缺的總數是52 932（包括10 663個公務員職位空缺），與上年同期比較下跌40.8%。按行業主類劃分的職位空缺數目（公務員職位空缺除外），與2019年3月及2019年12月的數字比較詳列於下表：

## Vacancies

2.3 In March 2020, the total number of vacancies was 52 932 (including 10 663 vacancies in the civil service). It represented a decrease of 40.8% when compared with a year earlier. The vacancies figures (other than those in the civil service) broken down by industry section, together with a comparison with the corresponding figures for March 2019 and December 2019, are detailed in the following table:

**表乙 按行業主類劃分的職位空缺數目（公務員除外）**  
**Table B Number of vacancies (other than those in the civil service) analysed by industry section**

香港標準行業分類2.0版 行業主類（編碼及名稱） Industry section of HSIC V2.0 (code and description)	職位空缺數目 No. of vacancies			變動百分率(%) <sup>(2)</sup> Percentage change (%)	
	2019年3月 Mar 2019	2019年12月 Dec 2019	2020年3月 Mar 2020	2020年3月與 2019年3月比較 Mar 2020 over Mar 2019	2020年3月與 2019年12月比較 Mar 2020 over Dec 2019
B 採礦及採石 Mining and quarrying	***	***	***	***	***
C 製造 Manufacturing	2 488	1 793	757	-69.6	-57.8
D & E 電力和燃氣供應及廢棄物管理 Electricity and gas supply, and waste management	***	***	***	***	***
F 建築地盤（只包括地盤工人） <sup>∞</sup> Construction sites (manual workers only)	868	498	498	-42.6	0
G 進出口貿易、批發及零售 <sup>(1)</sup> Import/export, wholesale and retail trades	15 148	9 622	7 124	-53.0	-26.0 (-25.9)
進出口貿易及批發 Import/export trade and wholesale	6 799	4 757	4 076	-40.1	-14.3
零售 <sup>(1)</sup> Retail	8 349	4 865	3 048	-63.5	-37.3
H 運輸、倉庫、郵政及速遞服務 <sup>(1)</sup> Transportation, storage, postal and courier services	4 778	2 817	2 591	-45.8	-8.0 (-18.0)
I 住宿及膳食服務 <sup>(1)</sup> Accommodation and food services	14 703	4 862	2 911	-80.2	-40.1
J 資訊及通訊 Information and communications	2 948	2 557	2 194	-25.6	-14.2
K 金融及保險 <sup>(1)</sup> Financing and insurance	6 466	6 025	5 199	-19.6	-13.7
L 地產 Real estate	4 006	3 278	3 014	-24.8	-8.1
M & N 專業及商用服務 <sup>(1)</sup> Professional and business services	10 096	7 691	6 445	-36.2	-16.2
P - S 社會及個人服務 <sup>(1)</sup> Social and personal services	17 858	15 055	11 395	-36.2	-24.3
以上行業主類總計 <sup>(1)</sup> Total of industry sections above	79 579	54 433	42 269	-46.9	-22.3 (-24.1)

註釋：(1) 數字只涉及有關統計調查所包括的行業，詳情請參閱第18頁的「註釋」。

Notes: Figures relate only to those industries covered. Please refer to the "Notes" on page 18 for details.

(2) 括號內的數字是經季節性調整後的變動百分率數字（詳細的數據請參閱第59頁表12），有關的數列會因應最新數據的趨勢而定期調整。

Figures in brackets denote percentage changes compiled on a seasonally adjusted basis. More details are given in Table 12 on page 59. They are subject to routine revision when more up-to-date figures become available.

\*\*\* 為使個別機構單位所提供的資料得以保密，數據不予公布。

Data are not released in order to safeguard confidentiality of information provided by individual establishments.

∞ 請參閱2020年3月號的《建築地盤就業及空缺按季統計報告》內第V部分的「統計調查局限」。

Please refer to "Limitations of the Survey" in Part V of the *Quarterly Report of Employment and Vacancies at Construction Sites, March 2020*.

2.4 在2020年3月的42 269個職位空缺（公務員職位空缺除外）中，大部分屬於四個主要職業組別，即「專業人員」、「輔助專業人員」、「服務工作及銷售人員」和「非技術工人」。按主要職業組別劃分的2020年3月職位空缺數目與2019年3月及2019年12月的數字比較詳列於下表：

2.4 Of the 42 269 vacancies (other than those in the civil service) in March 2020, the majority were recorded in four major occupation groups, viz. “professionals”, “associate professionals”, “service and sales workers”, and “elementary occupations”. A comparison of the vacancies figures for March 2020 with those for March 2019 and December 2019, broken down by major occupation group, is detailed in the following table :

**表丙 按主要職業組別劃分的職位空缺數目（公務員除外）**  
**Table C Number of vacancies (other than those in the civil service) analysed by major occupation group**

主要職業組別 Major occupation group	職位空缺數目 No. of vacancies			變動百分率（%） Percentage change (%)	
	2019年3月 Mar 2019	2019年12月 Dec 2019	2020年3月 Mar 2020	2020年3月與 2019年3月比較 Mar 2020 over Mar 2019	2020年3月與 2019年12月比較 Mar 2020 over Dec 2019
經理及行政級人員 Managers and administrators	3 751	3 209	2 770	-26.2	-13.7
專業人員 Professionals	7 026	5 142	5 352	-23.8	+4.1
輔助專業人員 Associate professionals	15 181	12 851	9 809	-35.4	-23.7
文書支援人員 Clerical support workers	9 488	6 743	4 644	-51.1	-31.1
服務工作及銷售人員 Service and sales workers	24 526	12 249	8 868	-63.8	-27.6
工藝及有關人員 Craft and related workers	2 454	2 082	1 225	-50.1	-41.2
機台及機器操作員及裝配員 Plant and machine operators and assemblers	2 222	1 226	1 327	-40.3	+8.2
非技術工人 Elementary occupations	14 931	10 931	8 274	-44.6	-24.3
總計 Total	79 579	54 433	42 269	-46.9	-22.3

## 經季節性調整的就業人數及職位空缺數目

2.5 就業人數及職位空缺數目按3個月的變動會受到季節性因素影響。經季節性調整後的數列，才可進行較有意義的分析。按新的「香港標準行業分類2.0版」編製經季節性調整的就業人數和職位空缺數目的數列，可追溯至2000年3月。表11及表12分別載列選定行業主類內經季節性調整的就業人數及職位空缺數字按3個月的變動百分率。

2.6 經季節性調整後，2020年3月統計調查所涵蓋行業主類的就業人數及職位空缺數目為2 764 069人及41 769個，較2019年12月分別下跌1.8%及24.1%。由去年同期起經季節性調整的就業人數和職位空缺數目及其按3個月的變動百分率載列於下表：

## Seasonally adjusted figures of persons engaged and vacancies

2.5 Changes in the number of persons engaged and vacancies over a 3-month period are affected by seasonal factors. More meaningful analysis of such changes can be conducted by using seasonally adjusted figures. The seasonally adjusted data series for persons engaged and vacancies in HSIC V2.0 can be dated back to March 2000. Percentage changes of the seasonally adjusted employment and vacancies figures over the 3-month period in selected industry sections are shown in Table 11 and Table 12 respectively.

2.6 The seasonally adjusted employment and vacancies figures for all the industry sections surveyed in March 2020 were 2 764 069 and 41 769, showing decreases of 1.8% and 24.1% respectively over December 2019. The seasonally adjusted figures of persons engaged and vacancies since the same period of last year and their 3-month percentage changes are given in the table below :

**表D 經季節性調整的就業人數及職位空缺數目按3個月的變動（公務員除外）**  
**Table D Changes over 3-month period of the seasonally adjusted figures of persons engaged and vacancies (other than those in the civil service)**

年 Year	月 Month	就業人數 <sup>(1)</sup> Persons engaged				職位空缺數目 <sup>(1)</sup> Vacancies			
		未經季節性 調整的數字 Seasonally unadjusted figure	經季節性 調整的數字 <sup>(2)</sup> Seasonally adjusted figure	按3個月的變動百分率(%) Percentage change over 3-month period (%)		未經季節性 調整的數字 Seasonally unadjusted figure	經季節性 調整的數字 <sup>(2)</sup> Seasonally adjusted figure	按3個月的變動百分率(%) Percentage change over 3-month period (%)	
				未經季節性 調整 Seasonally unadjusted	經季節性 調整 Seasonally adjusted			未經季節性 調整 Seasonally unadjusted	經季節性 調整 Seasonally adjusted
2019	3	2 874 272	2 873 458	-0.2	-§	79 579	78 573	+1.8	-0.8
	6	2 863 708	2 865 668	-0.4	-0.3	73 462	72 828	-7.7	-7.3
	9	2 832 296	2 835 736	-1.1	-1.0	63 032	63 649	-14.2	-12.6
	12	2 820 002	2 815 134	-0.4	-0.7	54 433	55 050	-13.6	-13.5
2020	3	2 764 318	2 764 069	-2.0	-1.8	42 269	41 769	-22.3	-24.1

註釋：(1) 數字只涉及有關統計調查所包括的行業，詳情請參閱第18頁的「註釋」。

Notes: Figures relate only to those industries covered. Please refer to the "Notes" on page 18 for details.

(2) 經季節性調整的數列會因應最新數據的趨勢而定期調整。

The seasonally adjusted data series are subject to routine revision when more up-to-date figures become available.

§ 少於0.05%。

Less than 0.05%.

### III. 統計表

#### 註釋

3.1 本報告所發表的按行業分類統計數字是以「香港標準行業分類2.0版」為依據，這分類以聯合國的《所有經濟活動的國際標準行業分類修訂本第4版》（國際標準行業分類）為基礎，因應本地經濟的行業結構而釐定。「香港標準行業分類2.0版」的架構有五個層次，每層次的名稱如下：

#### 香港標準行業

<u>分類 2.0 版層次</u>	<u>編碼</u>	<u>名稱</u>
第一層	1位字母	行業主類
第二層	2位數字	行業大類
第三層	3位數字	行業中類
第四層	4位數字	行業小類
第五層	6位數字	行業小分類

在1991年3月以前所發表的就業人數及職位空缺統計數字，是以「國際標準行業分類」修訂版分類。1991年3月至2008年12月期間，有關統計數字是以「香港標準行業分類」（於2001年修訂為1.1版）3位數字及選定4/6位數字的行業分類發表。由2009年3月起，這些統計數字則以「香港標準行業分類2.0版」2位數字及選定3/4/6位數字發表。使用數據時必須注意，由於個別行業涵蓋範圍的差異，在某些情況下，按上述四個不同行業分類而編製的就業人數及職位空缺統計數字，並不能直接作比較。就「香港標準行業分類2.0版」與「香港標準行業分類1.1版」所分別編製的統計數字作比較，可參閱政府統計處網站內的《「香港標準行業分類2.0版」與「香港標準行業分類1.1版」的對照》，網址為：[www.statistics.gov.hk/pub/B2XX00182008XXXXB0800.pdf](http://www.statistics.gov.hk/pub/B2XX00182008XXXXB0800.pdf)。

### III. Statistical Tables

#### Explanatory notes

3.1 The industry breakdowns of statistics shown in this report are based on the HSIC V2.0, which is modelled on the United Nations' *International Standard Industrial Classification of All Economic Activities Revision 4* (ISIC Rev. 4), with adaptation for the industrial structure of the local economy. The HSIC V2.0 adopts a hierarchical structure with five different levels labelled as follows :

<u>HSIC V2.0 level</u>	<u>Codes</u>	<u>Description</u>
1st	1-alphabet	Industry section
2nd	2-numeral	Industry division
3rd	3-numeral	Industry group
4th	4-numeral	Industry class
5th	6-numeral	Industry sub-class

Prior to March 1991, breakdowns of employment and vacancies statistics by industry were published according to an adapted version of ISIC. During March 1991 to December 2008, such statistics were published at 3-digit and selected 4/6-digit levels in HSIC (revised and renamed as Version 1.1 since 2001). Since March 2009, these statistics have been published at 2-numeral and selected 3/4/6-numeral code levels of HSIC V2.0. It should be noted that on some occasions, breakdowns of employment and vacancies statistics under the above-mentioned four industrial classifications are not strictly comparable due to the changes in coverage of individual industries. For comparison of statistics under HSIC V2.0 against those under HSIC Version 1.1, users may refer to the publication *Concordances between Hong Kong Standard Industrial Classification Version 2.0 (HSIC V2.0) and Hong Kong Standard Industrial Classification Version 1.1 (HSIC V1.1)* on the C&SD Website at [www.statistics.gov.hk/pub/B2XX00182008XXXXB0800.pdf](http://www.statistics.gov.hk/pub/B2XX00182008XXXXB0800.pdf).

3.2 本報告所載列的統計數字主要是根據政府統計處所進行的「僱傭及職位空缺按季統計調查」及「建築地盤就業人數按季統計調查」的結果而編製。這些統計數字的範圍包括下列不同行業主類內大部分主要經濟活動：

**行業主類 名稱**

B	採礦及採石
C	製造
D及E	電力和燃氣供應及廢棄物管理
F	建造（只包括建築地盤）
G	進出口貿易、批發及零售
H	運輸、倉庫、郵政及速遞服務
I	住宿及膳食服務
J	資訊及通訊
K	金融及保險
L	地產
M及N	專業及商用服務
P – S	社會及個人服務 <sup>▽</sup>

3.3 有關統計調查主要不包括以下行業主類內的經濟活動：

**行業主類 不包括的經濟活動**

A	農業、林業及漁業（整個行業主類）
F	建造（建築地盤除外）
G	小販及零售攤檔（街市攤檔除外）
H	的士、公共小巴、部分貨車以及港內水上貨運服務
K	貨幣管理機構及非持有商業登記的自僱保險代理
M及N	康樂及運動用品租賃
O	公共行政（整個行業主類）
P – S	宗教組織、作家及其他獨立藝術工作者，以及部分社會及個人服務
T	家庭住戶內部工作活動（整個行業主類）
U	享有治外法權的組織及團體活動（整個行業主類）

▽ 不包括行業主類T「家庭住戶內部工作活動」及U「享有治外法權的組織及團體活動」。

3.2 Statistics presented in this report are compiled mainly from the results of the SEV and the Site Survey conducted by the C&SD. These statistics cover most of the major economic activities in different industry sections listed below :

**Industry**

<u>section</u>	<u>Description</u>
B	Mining and quarrying
C	Manufacturing
D & E	Electricity and gas supply, and waste management
F	Construction (sites only)
G	Import/export, wholesale and retail trades
H	Transportation, storage, postal and courier services
I	Accommodation and food services
J	Information and communications
K	Financing and insurance
L	Real estate
M & N	Professional and business services
P – S	Social and personal services <sup>▽</sup>

3.3 The relevant surveys mainly do not cover the economic activities in the following industry sections :

**Industry**

<u>section</u>	<u>Economic activities not covered</u>
A	Agriculture, forestry and fishing (entire industry section)
F	Construction (other than construction sites)
G	Hawkers and retail pitches (other than market stalls)
H	Taxis, public light buses, part of goods vehicles, and inland freight water transport
K	Monetary authorities and self-employed insurance agents with no business registration
M & N	Renting and leasing of recreational and sports goods
O	Public administration (entire industry section)
P – S	Religious organisations, authors and other independent artists, and some social and personal services
T	Work activities within domestic households (entire industry section)
U	Activities of extraterritorial organisations and bodies (entire industry section)

▽ Excluding industry sections T “Work activities within domestic households” & U “Activities of extraterritorial organisations and bodies”.

3.4 由於有關統計調查未能全面包括某些行業主類（「香港標準行業分類2.0版」行業主類中的F、G、H、K、M、N及P-S主類）當中所有行業，因此本報告內有關這些行業主類及總計的數字並不代表這些行業主類及整個勞工市場的全面情況。分析這些數字時應謹記此點。

3.5 由於行業分類的改變，「僱傭及職位空缺按季統計調查」在採用「香港標準行業分類2.0版」後，可能不再包括一些原先根據「香港標準行業分類1.1版」的選定行業所涵蓋的機構單位，而亦可能包括原先並未涵蓋的機構單位。有關統計調查涵蓋範圍的轉變，請參閱附錄甲。有關個別行業的詳細涵蓋範圍，請參閱《香港標準行業分類2.0版》。

3.6 本報告的機構單位數目是指在統計日期從事經濟活動並有一人或以上就業人士的經濟單位。就業人數及職位空缺數目統計數字是指3月、6月、9月及12月底的情況。

3.7 本報告所發表的統計數字，是根據在《普查及統計條例》監管下進行的統計調查所搜集的資料而編製。根據《普查及統計條例》的規定，除個別機構單位的名稱、地址、業務類別及僱員人數等四項資料可提供給公眾人士參考外，政府統計處對被訪者所提供的個別機構單位資料將予以絕對保密。這條例更要求政府統計處不能發表可引致個別單位資料被推算出來的有關整體統計數字（例如對於只有很少機構單位的細行業，透露其總體統計數字可能令其中個別機構單位的情況給推算出來）。在這情況下，有關數據通常會合併為較大的整體資料才發表，從而避免個別機構單位的資料給推算出來。在某些情況下，這些統計數據更可能不會向外公布。

3.8 本報告中的所有統計表都採用下列簡寫和符號：

- 不適用

3.4 Owing to the incomplete survey coverage in respect of some industry sections (namely, industry sections F, G, H, K, M, N and P-S under HSIC V2.0), figures for them and the total figures in this report are not meant to represent the overall situation of these industry sections and the entire labour market respectively. This should be borne in mind when interpreting the respective figures.

3.5 It should be noted that some establishments in selected industries originally covered in SEV under HSIC Version 1.1 may not be included in the SEV due to the change in industrial classification, and vice versa after the implementation of HSIC V2.0. For major changes in the coverage of SEV, please refer to Appendix A. For details of the coverage of individual industries, please refer to the publication *Hong Kong Standard Industrial Classification Version 2.0*.

3.6 Statistics on the number of establishments in this report refer to those undertakings which carry out economic activities and have one or more persons engaged as at the survey reference date. Statistics on the number of persons engaged and vacancies refer to the situation at the end of March, June, September and December.

3.7 Statistics published in this report are based on the information collected in surveys which are governed by the Census and Statistics Ordinance. The Ordinance requires the C&SD to safeguard the confidentiality of information supplied by respondents in respect of individual establishments, with the exception of four data items, viz. the name, address, type of business and number of employees of individual establishments, which can be provided to the general public. Application of the Ordinance goes further to require the C&SD not to disseminate aggregate statistics where information on individual entities can be deduced through reasonable means (e.g. statistical data in regard to a small industry with very few establishments, if released, may enable the particulars about a certain establishment to be deduced). In such cases, relevant items of data are normally merged into a more aggregate form for release so that such deduction cannot be made. On some occasions, the piece of statistical data in question may have to be suppressed from release.

3.8 The following abbreviations and symbols are used in the tables throughout this report :

- not applicable



\*\*\* 為使個別機構單位所提供的資料得以保密，數據不予公布

\*\*\* data not released in order to safeguard confidentiality of information provided by individual establishments

n.e.c. not elsewhere classified

## 用語及定義

## Terms and definitions

3.9 在一般行業主類中，「僱傭及職位空缺按季統計調查」的訪問對象是機構單位。**機構單位**<sup>△</sup>是指在單一擁有權或控制權下，在單一地點從事一種或主要從事一種經濟活動的經濟單位，例如個別工廠、工場、零售店或辦公室。至於公務員類別，則是以**政府決策局／部門**為統計單位。「**建築地盤就業人數按季統計調查**」以**建築地盤**為訪問單位。**建築地盤**是指一個劃定的地點，而在該地點內正在進行一個或多個階段的建造工程。

3.9 For the industry sections covered by the SEV, the unit of enquiry is an establishment. An *establishment*<sup>△</sup> is defined as an economic unit which engages, under a single ownership or control, in one or predominantly one kind of economic activity at a single physical location, e.g. an individual factory, workshop, retail shop or office. For the civil service, the unit of enquiry is a *government bureau/department*. For the Site Survey, the unit of enquiry is a construction site. A *construction site* is defined as a demarcated locality where one or more stages of construction work are being carried on.

3.10 就一般的機構單位而言，**就業人數**（公務員除外）包括：

3.10 For establishments outside the civil service, *persons engaged* include :

- (i) 於統計日期工作最少1小時及經常參與機構單位業務的東主、合夥人，以及與東主或合夥人有親屬關係並在機構單位工作而無正薪的人士；
- (ii) 於統計日期向機構單位直接支取薪酬的全職受薪僱員，以及有限公司的在職董事，其中包括長期或臨時聘用的，無論這些僱員正在本港或其他地方工作或暫時缺勤（即正在放病假、分娩假、年假、事假的工人及罷工者）；以及
- (iii) 在統計日期工作最少1小時的兼職僱員，以及夜班或通宵班的僱員。

- (i) individual proprietors, partners and persons having family ties with any of the proprietors or partners and working in the establishment without regular pay, who are actively engaged in the work of the establishment for at least 1 hour on the survey reference date;
- (ii) full-time salaried personnel/employees directly paid by the establishment and working directors of limited companies, both permanent and temporary, who are either at work (whether or not in Hong Kong) or temporarily absent from work (viz. those on sick leave, maternity leave, annual vacation or casual leave, and on strike) on the survey reference date; and
- (iii) part-time employees and employees on night/irregular shifts working for at least 1 hour on the survey reference date.

3.11 **公務員**是指在統計日期，按公務員聘用條件受僱的人員。廉政公署人員、司法人員、駐香港以外地區的香港經濟貿易辦事處在當地聘請的人員，以及其他政府僱員如非公務員合約僱員，並不包括在內。請同時參閱以下第3.18段。

3.11 *Civil servants* refer to persons who are employed on civil service terms of appointment as at the survey reference date. Independent Commission Against Corruption officers, judicial officers, locally engaged staff working in the Hong Kong Economic and Trade Offices outside Hong Kong, and other government employees like Non-Civil Service Contract staff are excluded. Please also see paragraph 3.18 below.

△ 倘在同一管理下有關不同活動或不同地點的個別數字並不齊備，則合併的資料亦予接納。在這情況下，該填報單位視為一個機構單位。

△ Where separate figures relating to different activities or different locations under the same management are not available, a combined return is accepted. In this case, the reporting unit is treated as an establishment.

3.12 **建築地盤工人** 是指在統計日期受僱於建築地盤工作的熟練技工、半熟練技工及普通工人。地盤工人可以由主要承建商直接僱用或由分判承建商或工頭僱用在建築地盤工作。

3.13 **職位空缺** 是指在統計日期正懸空並須要立刻填補，而機構單位亦正積極進行招聘以填補的職位空缺。建築地盤的職位空缺數目只包括地盤工人的空缺。

3.14 **職業** 是指所執行工作的類別、職責的性質及主要職務。其分類基本上以「國際標準職業分類 1988 年版」(ISCO-88) 中的主要組別為藍本，並因應香港的情況而編訂。由 2012 年 3 月起，統計數字是根據新的職業分類編製。該職業分類大致上是以「國際標準職業分類 2008 年版」(ISCO-08) 為藍本而編訂。由於這兩套分類法在最高層次上只有相對輕微的改動，因此以新和舊分類編製的統計數字大致可作比較。

## 注意事項

3.15 由 1996 年 3 月開始，政府統計處進行「有關職位空缺的補充統計調查」以搜集職位空缺特徵的詳細資料。由 1999 年 3 月開始，本處已將該項統計調查併入同期進行的「僱傭及職位空缺按季統計調查」及「建築地盤就業人數按季統計調查」。

3.16 由 1999 年 3 月的統計調查開始，有關點算 **就業人數** (包括在職東主、在職合夥人、無酬家屬幫工及受薪僱員) 的工作時數定義由原有的「在統計日期工作最少 3 小時」改為「在統計日期工作最少 1 小時」。根據一項在 1999 年 3 月進行的特別研究調查所得，是項更改使該季統計調查所涵蓋行業的就業人數微升 14 200 人，約為總數的 0.6%。

3.17 由 1999 年 3 月開始，「就業及空缺按季統計調查」的中文名稱更改為「僱傭及職位空缺按季統計調查」。

3.12 *Manual workers at construction sites* refer to skilled, semi-skilled and general workers working at those sites on the survey reference date. Manual workers are either directly employed by the main contractors, or being called upon by sub-contractors or gangers to work in the construction sites.

3.13 *Vacancies* refer to unfilled job openings which are immediately available, and for which active recruitment steps are being taken on the survey reference date. However, vacancies at construction sites include only those vacancies of manual workers.

3.14 *Occupation* refers to the kind of work, nature of duties and main tasks to be performed for a specific job. The classification used basically follows the major groups of the International Standard Classification of Occupations 1988 (ISCO-88) with local adaptation for Hong Kong. Starting from March 2012, figures are compiled based on the new classification which is broadly modelled on the ISCO 2008 (ISCO-08). As the changes between these two classifications at the top level are relatively minor, figures compiled based on the new and old classifications are broadly comparable.

## Notes in reading the tables

3.15 In March 1996, the Supplementary Survey of Job Vacancies (SSJV) was launched to collect additional information on detailed characteristics of job vacancies. Starting from March 1999, the SSJV, which was previously conducted in parallel with the SEV and the Site Survey, has been subsumed in the latter two surveys.

3.16 Starting from the March 1999 round of survey, the rule for counting the number of *persons engaged* (which include working proprietors, active business partners, unpaid family workers and paid employees) has been changed from the previous definition of “working for at least 3 hours” to a new definition of “working for at least 1 hour”. Some 14 200 persons engaged were thus additionally included, accounting for 0.6% of the total employment of all the industries surveyed in March 1999. The findings were based on a one-off study in that quarter.

3.17 Starting from March 1999, the Chinese version of the survey name of the SEV has been changed.

3.18 由1999年6月的統計期起，公務員的定義有輕微修訂，司法機構內的法官及司法人員並不納入公務員涵蓋範圍內。

3.19 為更符合第 3.13 段有關職位空缺的概念，公務員職位空缺的定義從 1999 年 6 月的統計期起修訂為不包括將予刪除的職位空缺及由臨時僱員或其他職級人員暫代的職位空缺。修訂後的統計數字追溯至 1996 年 3 月的統計期。

3.20 此外，公務員職位空缺的定義亦已根據在隨後不同時段推行的公務員政策作出修訂：

- (i) 從 2005 年 3 月的刊號開始，公務員職位空缺是指某些決策局及部門因應人力需求而獲准豁免暫停公開招聘並作出有限度公開招聘的懸空職位。暫停公開招聘公務員的政策在 2003 年 4 月 1 日至 2007 年 3 月 31 日期間實施。
- (ii) 隨着非自願退休計劃職系暫停公開招聘人員規定的安排於 2007 年 4 月 1 日撤銷，從 2007 年 6 月的統計期起，公務員職位空缺是指（甲）非自願退休計劃職系的職位空缺，即不包括將予刪除的職位空缺及由臨時僱員或其他職級人員暫代的職位空缺，以及（乙）已獲准豁免暫停公開招聘規定的自願退休計劃職系的職位空缺。
- (iii) 隨着自願退休計劃職系暫停公開招聘人員規定的安排於 2008 年 3 月 21 日撤銷，從 2008 年 3 月的統計期起，公務員職位空缺是指不包括將予刪除的職位空缺及由臨時僱員或其他職級人員暫代的職位空缺。

3.18 A minor revision has been made on the statistical definition of civil servants since the statistical month of June 1999, whereby judges and judicial officers in the Judiciary are excluded from the coverage of civil servants.

3.19 For closer conformity with the vacancy concept set out in paragraph 3.13 above, the definition of civil service vacancies has been revised starting from the statistical month of June 1999, such that civil service vacancies having arisen from posts pending deletion and posts held by temporary staff or reserved for other staff are excluded. Revision of the statistics has been backdated to the statistical month of March 1996.

3.20 Since then, the definition of civil service vacancies has been further revised in accordance with the different civil service policies implemented in different periods :

- (i) Starting from the issue of March 2005, civil service vacancies refer to unfilled posts in those bureaux and departments to which exemptions from the open recruitment freeze have been granted such that they may conduct limited number of open recruitment exercises having regard to their manpower requirements. The general open recruitment freeze to the civil service was imposed from 1 April 2003 to 31 March 2007.
- (ii) Following the lifting of the general civil service open recruitment freeze for grades that are not subject to voluntary retirement (VR) with effect from 1 April 2007, civil service vacancies as from the statistical month of June 2007 refer to (a) the vacancies for non-VR grades, i.e. vacancies net of posts pending deletion and posts held by temporary staff or reserved for other staff; and (b) the vacancies for VR grades for which exemptions from the open recruitment freeze have been granted.
- (iii) Following the lifting of the open recruitment freeze imposed for VR grades with effect from 21 March 2008, civil service vacancies as from the statistical month of March 2008 refer to the vacancies net of posts pending deletion and posts held by temporary staff or reserved for other staff.

3.21 本報告前稱《就業、空缺及薪金總額按季統計報告》，由2000年3月的刊號開始改稱為《就業及空缺按季統計報告》。而薪金總額統計數字則刊載於另一統計報告《工資及薪金總額按季統計報告》。如對薪金總額統計數字感興趣，可參閱該季刊。

3.22 在2001年12月以前，公務員人數及有關職位空缺數目是指1月、4月、7月及10月初的情況。

3.23 為簡化搜集數據的程序及減輕回應負擔，有關職位空缺的詳細資料已停止搜集。因此，由2003年3月統計期開始，本報告不會發表有關按技能水平劃分的職位空缺數字。

3.24 由2003年3月的統計調查開始，「建築地盤就業人數按季統計調查」的涵蓋範圍已擴大至包括機電工人；此外，公營建築地盤的涵蓋範圍更擴大至包括機電工程署及環境保護署轄下的建築地盤。上述新增的涵蓋範圍，在2004年3月的統計調查帶來了新增14個建築地盤及3 320名建築地盤工人，分別佔所有建築地盤有關總數的1.5%及5.3%，而有關的職位空缺數目則沒有改變。

3.25 由2005年6月的刊號起，本報告內發表的統計數字涵蓋了建築署轄下「學校改善工程計劃」的建築項目。修訂後的統計數字追溯至2003年3月的統計期。在2005年6月統計期內，「學校改善工程計劃」僱用1 681名建築地盤工人，佔所有建築地盤工人總數的2.8%。

3.26 政府統計處不時就「香港標準行業分類」作出檢視，以反映香港經濟產業結構的變化和新興的經濟活動。「香港標準行業分類1.1版」於2001年推行，為了使「香港標準行業分類」更能反映本地經濟活動的最新情況，並加強官方統計數字的國際可比性，以便利不同的使用者，「香港標準行業分類」在2008年曾全面作出修

3.21 With effect from the issue of March 2000, this publication has been re-titled as *Quarterly Report of Employment and Vacancies Statistics*. Previously this report was called *Quarterly Report of Employment, Vacancies and Payroll Statistics*. The payroll statistics are separately published in another report entitled *Quarterly Report of Wage and Payroll Statistics*. Users interested in payroll statistics may refer to that quarterly publication.

3.22 Prior to December 2001, figures on the number of civil servants and civil service vacancies referred to the position as at the beginning of January, April, July and October.

3.23 To simplify the data collection process and to reduce response burden, detailed information on reported vacancies are not collected any more. As a result, figures on number of vacancies analysed by skill level are no longer published as from the March 2003 round of SEV.

3.24 Starting from the March 2003 round, the survey coverage of the Site Survey has been expanded to include electrical and mechanical manual workers. Moreover, the coverage of public sector sites has been expanded to include those sites under the charge of the Electrical and Mechanical Services Department and the Environmental Protection Department. For the reference period of March 2004, the expanded coverage has added some 14 sites and 3 320 manual workers, accounting for 1.5% and 5.3% of the respective totals in all construction sites. No change has been incurred in the number of vacancies.

3.25 With effect from the issue of June 2005, the figures published in this report have included construction works under the School Improvement Programme of the Architectural Services Department. Revision of the figures has been backdated to the statistical month of March 2003. For the reference period of June 2005, the School Improvement Programme engaged 1 681 manual workers, accounting for 2.8% of manual workers in all construction sites.

3.26 The HSIC has been reviewed from time to time to reflect significant changes in the structure of the Hong Kong economy and the emergence of new economic activities. HSIC Version 1.1 was implemented in 2001 and in order to bring HSIC more up-to-date on local economic activities as well as to foster international comparability of official statistics for different users, a full-scale revision exercise was completed in 2008. The

訂。本報告由2009年開始採用於2008年10月公布經修訂的「香港標準行業分類」（即「香港標準行業分類2.0版」）。有關修訂「香港標準行業分類」的詳情，可參考刊載於《香港統計月刊》2008年11月號題為“修訂「香港標準行業分類」”的專題文章。

3.27 因應行業分類的改變，由2009年3月統計期開始，「僱傭及職位空缺按季統計調查」擴展了涵蓋範圍，增加了部分行業所包括的經濟活動。有關行業是在「香港標準行業分類2.0版」行業主類H「運輸、倉庫、郵政及速遞服務」、N「行政及支援服務」及P-S「社會及個人服務」內。新增加的經濟活動包括在行業H 502101「持牌及專營渡輪服務」、H 522202「中流作業」、H 522903「陸路貨運代理服務」、N 813000「園境護理及綠化服務」，以及R 901000 – S 960900「藝術、娛樂及康樂活動」及「其他服務」的雜項內。根據2009年3月統計調查所得，有關變動使該統計期的機構單位數目增加約1 000間（包括H主類約760間，N主類約20間及P-S主類約220間）、就業人數共增加約5 000人（包括H主類約3 750人，N主類約300人及P-S主類約950人）及職位空缺數目增加約10個，分別佔整體數字的0.33%、0.20%及0.04%。

3.28 由2009年6月的統計期開始，行業主類K「金融及保險」的統計數字，已因應「香港標準行業分類2.0版」所作的改變（即行業小分類K 643000「受託人及保管人」改為K 661902）而稍作修改。按「香港標準行業分類2.0版」編製的統計數列亦因此而作出相應的修訂。

3.29 由2006年3月的統計調查開始，「僱傭及職位空缺按季統計調查」的樣本規模從約55 000間機構單位縮減至大約32 000間，並由2009年3月的統計調查開始，再縮減至大約24 000間。統計調查的抽樣設計已相應地修改，以便繼續提供較重要行業的詳細就業及職位空缺的統計數字。

revised HSIC, i.e. HSIC V2.0, released in October 2008 has been adopted in this report starting from 2009. Users may refer to the feature article entitled “Revision of the Hong Kong Standard Industrial Classification” published in the November 2008 issue of the *Hong Kong Monthly Digest of Statistics* for more details on the revision of HSIC.

3.27 Starting from March 2009 round of the SEV, the survey coverage has been expanded to include more economic activities in some of the industries due to the change in industrial classification. The industries concerned are in industry section H Transportation, storage, postal and courier services, industry section N Administrative and support services and industry sections P-S Social and personal services of HSIC V2.0. The economic activities newly covered are included in the industries H 502101 “Licensed and franchised ferry services”, H 522202 “Mid-stream operation”, H 522903 “Land cargo forwarding services”, N 813000 “Landscape care and greenery services” as well as some miscellaneous industries in “Arts, entertainment and recreation” and “Other services” in R 901000 – S 960900. As a result of the change in coverage, some 1 000 establishments (760 in industry section H, 20 in industry section N and 220 in industry sections P-S) with a total of around 5 000 persons engaged (3 750 in industry section H, 300 in industry section N and 950 in industry sections P-S) and 10 vacancies in the private sector were additionally included, accounting for 0.33%, 0.20% and 0.04% of the respective totals of all the industry sections surveyed in March 2009.

3.28 Starting from June 2009 round of the SEV, statistics of industry section K Financing and insurance have been slightly amended due to the re-classification of activities of HSIC V2.0 (K 643000 “Trustees and custodians” being recoded as K 661902). Relevant amendment has been made accordingly to the series of statistics under HSIC V2.0.

3.29 The sample size of the SEV has been reduced from about 55 000 establishments to around 32 000 establishments in the March 2006 round of the survey and then to around 24 000 establishments in the March 2009 round. Correspondingly, changes to the sample design have been made so that the employment and vacancies statistics are continued to be made available at detailed levels for the more important industries.

## 以新行業分類劃分的就業及職位空缺統計數字的後向估計數列

## Backcasted series of employment and vacancies statistics in new industrial classification

3.30 政府統計處就2008統計年度進行的「僱傭及職位空缺按季統計調查」所涵蓋的機構單位，已按其行業組別採用並行編碼（即一套編碼按「香港標準行業分類1.1版」，而另一套則按「香港標準行業分類2.0版」）。根據新舊系統並行分類的2008年數據，以「香港標準行業分類2.0版」為基礎的一系列就業及職位空缺統計數字已作出後向估計至2000年3月的統計期。有關數字可在本處網站下載（網址：[www.censtatd.gov.hk/hkstat/sub/sp452\\_tc.jsp](http://www.censtatd.gov.hk/hkstat/sub/sp452_tc.jsp)）。如對後向估計的統計數列或統計調查結果有任何查詢，請與政府統計處就業統計及機構記錄組聯絡，電話：(852) 2582 5076 或 電郵：[employment@censtatd.gov.hk](mailto:employment@censtatd.gov.hk)。

3.30 Parallel coding of the industry classes of establishments covered in the SEV, i.e. one being under HSIC Version 1.1 and the other under HSIC V2.0, was undertaken in the survey rounds of the reference year of 2008. Based on the 2008 survey data with dual classifications, the series of employment and vacancies statistics under HSIC V2.0 has been backcasted to the reference period of March 2000. The revised statistics can be downloaded from the website of C&SD ([www.censtatd.gov.hk/hkstat/sub/sp452.jsp](http://www.censtatd.gov.hk/hkstat/sub/sp452.jsp)). Users who are interested in the backcasted series or have enquiries about the survey results may contact the Employment Statistics and Central Register of Establishments Section of the C&SD (Tel. : (852) 2582 5076 or E-mail : [employment@censtatd.gov.hk](mailto:employment@censtatd.gov.hk)).

表 1 公務員人數及有關職位空缺數目  
Table 1 Number of civil servants and civil service vacancies

年 Year	月 Month	就業人數 No. of persons engaged			職位空缺數目 <sup>(1)</sup> No. of vacancies
		男性 Male	女性 Female	總計 Total	
2019	3	108 478	66 424	174 902	9 819 (5.3)
	6	108 432	66 849	175 281	10 255 (5.5)
	9	108 905	67 756	176 661	9 972 (5.3)
	12	109 149	68 132	177 281	10 206 (5.4)
2020	3	109 217	68 439	177 656	10 663 (5.7)

註釋： 括號內的數字是指職位空缺率，其定義為職位空缺數目相對於「就業機會」（即就業人數與職位空缺數目的總和）的百分比。

Notes: Figures in brackets denote the vacancy rate, defined as the ratio (in the form of percentage) of the number of vacancies to the number of “job opportunities” (i.e. the sum of the number of persons engaged and the number of vacancies).

(1) 有關定義請參閱第 III 部分 3.19 及 3.20 段。  
Please see paragraphs 3.19 and 3.20 of Part III for definition.

表 2 按行業主類劃分的機構單位數目、就業人數及職位空缺數目（公務員除外）

Table 2 Number of establishments, persons engaged and vacancies (other than those in the civil service) analysed by industry section

年 Year	月 Month	機構單位數目 No. of establishments	就業人數 No. of persons engaged			總計 Total	職位空缺數目 <sup>(1)</sup> No. of vacancies
			男性 Male	女性 Female			
<b>行業主類 B：採礦及採石</b> <b>Industry section B：Mining and quarrying</b>							
2019	3	1	29	0	29	***	( ***)
	6	1	26	0	26	***	( ***)
	9	1	17	0	17	***	( ***)
	12	1	17	0	17	***	( ***)
2020	3	1	30	0	30	***	( ***)
<b>行業主類 C：製造</b> <b>Industry section C：Manufacturing</b>							
2019	3	9 281	54 967	33 555	88 522	2 488	( 2.7 )
	6	9 187	53 859	33 527	87 386	2 662	( 3.0 )
	9	9 076	53 112	33 231	86 343	1 913	( 2.2 )
	12	8 988	52 983	32 404	85 387	1 793	( 2.1 )
2020	3	8 901	52 079	32 160	84 239	757	( 0.9 )
<b>行業主類 D 及 E：電力和燃氣供應及廢棄物管理</b> <b>Industry sections D &amp; E：Electricity and gas supply, and waste management</b>							
2019	3	411	8 808	2 462	11 270	***	( ***)
	6	417	9 099	2 592	11 691	***	( ***)
	9	414	8 987	2 520	11 507	***	( ***)
	12	416	8 834	2 481	11 315	***	( ***)
2020	3	417	8 599	2 402	11 001	***	( ***)
<b>行業主類 F：建築地盤（只包括地盤工人）<sup>(2)</sup></b> <b>Industry section F：Construction sites (manual workers only)</b>							
2019	3	1 565	94 475	12 973	107 448	868	( 0.8 )
	6	1 585	90 623	12 100	102 723	775	( 0.7 )
	9	1 596	85 224	11 667	96 891	577	( 0.6 )
	12	1 678	88 663	11 275	99 938	498	( 0.5 )
2020	3	1 624	89 829	11 231	101 060	498	( 0.5 )
<b>行業主類 G：進出口貿易、批發及零售<sup>(3)</sup></b> <b>Industry section G：Import/export, wholesale and retail trades</b>							
2019	3	177 011	385 135	406 738	791 873	15 148	( 1.9 )
	6	176 302	372 693	410 269	782 962	14 120	( 1.8 )
	9	173 926	368 542	399 876	768 418	12 135	( 1.6 )
	12	172 472	363 364	393 092	756 456	9 622	( 1.3 )
2020	3	170 545	352 839	377 461	730 300	7 124	( 1.0 )

表 2 (續) 按行業主類劃分的機構單位數目、就業人數及職位空缺數目 (公務員除外)  
Table 2 (cont'd) Number of establishments, persons engaged and vacancies (other than those in the civil service) analysed by industry section

年 Year	月 Month	機構單位數目 No. of establishments	就業人數 No. of persons engaged			總計 Total	職位空缺數目 <sup>(1)</sup> No. of vacancies
			男性 Male	女性 Female			
<b>部分行業主類 G：進出口貿易及批發</b> <i>Part of industry section G : Import/export trade and wholesale</i>							
2019	3	112 437	276 441	242 834	519 275	6 799 ( 1.3 )	
	6	111 950	267 121	244 619	511 740	6 467 ( 1.2 )	
	9	110 742	264 894	236 533	501 427	6 166 ( 1.2 )	
	12	110 061	260 771	234 627	495 398	4 757 ( 1.0 )	
2020	3	108 642	254 472	220 907	475 379	4 076 ( 0.9 )	
<b>部分行業主類 G：零售<sup>(3)</sup></b> <i>Part of industry section G : Retail</i>							
2019	3	64 574	108 694	163 904	272 598	8 349 ( 3.0 )	
	6	64 352	105 572	165 650	271 222	7 653 ( 2.7 )	
	9	63 184	103 648	163 343	266 991	5 969 ( 2.2 )	
	12	62 411	102 593	158 465	261 058	4 865 ( 1.8 )	
2020	3	61 903	98 367	156 554	254 921	3 048 ( 1.2 )	
<b>行業主類 H：運輸、倉庫、郵政及速遞服務<sup>(4)</sup></b> <i>Industry section H : Transportation, storage, postal and courier services</i>							
2019	3	10 230	118 339	62 329	180 668	4 778 ( 2.6 )	
	6	10 205	118 029	62 264	180 293	4 089 ( 2.2 )	
	9	10 112	118 434	61 968	180 402	3 799 ( 2.1 )	
	12	10 121	117 030	63 197	180 227	2 817 ( 1.5 )	
2020	3	10 095	115 851	61 446	177 297	2 591 ( 1.4 )	
<b>行業主類 I：住宿及膳食服務<sup>(5)</sup></b> <i>Industry section I : Accommodation and food services</i>							
2019	3	19 560	132 910	161 056	293 966	14 703 ( 4.8 )	
	6	19 751	132 750	160 766	293 516	11 188 ( 3.7 )	
	9	19 292	130 620	150 157	280 777	6 244 ( 2.2 )	
	12	18 944	126 068	149 771	275 839	4 862 ( 1.7 )	
2020	3	18 490	118 327	141 206	259 533	2 911 ( 1.1 )	
<b>行業主類 J：資訊及通訊</b> <i>Industry section J : Information and communications</i>							
2019	3	14 868	70 962	39 616	110 578	2 948 ( 2.6 )	
	6	14 966	72 034	38 915	110 949	3 044 ( 2.7 )	
	9	14 900	72 026	38 399	110 425	2 862 ( 2.5 )	
	12	14 917	71 218	39 064	110 282	2 557 ( 2.3 )	
2020	3	14 967	71 478	38 263	109 741	2 194 ( 2.0 )	



表 2 (續) 按行業主類劃分的機構單位數目、就業人數及職位空缺數目 (公務員除外)  
Table 2 (cont'd) Number of establishments, persons engaged and vacancies (other than those in the civil service) analysed by industry section

年 Year	月 Month	機構單位數目 No. of establishments	就業人數 No. of persons engaged			總計 Total	職位空缺數目 <sup>(1)</sup> No. of vacancies
			男性 Male	女性 Female			
<b>行業主類 K：金融及保險<sup>(6)</sup></b> <b>Industry section K：Financing and insurance</b>							
2019	3	27 116	114 187	121 929	236 116	6 466 ( 2.7 )	
	6	27 336	115 375	121 643	237 018	6 453 ( 2.7 )	
	9	27 331	116 192	121 213	237 405	6 144 ( 2.5 )	
	12	27 397	116 881	121 632	238 513	6 025 ( 2.5 )	
2020	3	27 419	116 068	122 110	238 178	5 199 ( 2.1 )	
<b>行業主類 L：地產</b> <b>Industry section L：Real estate</b>							
2019	3	17 153	78 878	56 608	135 486	4 006 ( 2.9 )	
	6	17 261	76 689	58 594	135 283	3 773 ( 2.7 )	
	9	17 234	76 316	58 874	135 190	3 555 ( 2.6 )	
	12	17 271	75 742	59 296	135 038	3 278 ( 2.4 )	
2020	3	17 261	76 815	57 654	134 469	3 014 ( 2.2 )	
<b>行業主類 M 及 N：專業及商用服務<sup>(7)</sup></b> <b>Industry sections M &amp; N：Professional and business services</b>							
2019	3	49 627	189 120	198 320	387 440	10 096 ( 2.5 )	
	6	49 966	191 057	197 390	388 447	9 904 ( 2.5 )	
	9	49 893	193 730	194 632	388 362	8 861 ( 2.2 )	
	12	49 923	194 344	192 897	387 241	7 691 ( 1.9 )	
2020	3	50 052	190 916	195 253	386 169	6 445 ( 1.6 )	
<b>行業主類 P - S：社會及個人服務<sup>(8)</sup></b> <b>Industry sections P - S：Social and personal services</b>							
2019	3	52 142	183 270	347 606	530 876	17 858 ( 3.3 )	
	6	52 494	184 732	348 682	533 414	17 216 ( 3.1 )	
	9	52 526	187 062	349 497	536 559	16 715 ( 3.0 )	
	12	52 337	184 685	355 064	539 749	15 055 ( 2.7 )	
2020	3	51 950	184 033	348 268	532 301	11 395 ( 2.1 )	

**表 2 (續) 按行業主類劃分的機構單位數目、就業人數及職位空缺數目 (公務員除外)**  
**Table 2 (cont'd) Number of establishments, persons engaged and vacancies (other than those in the civil service) analysed by industry section**

年 Year	月 Month	機構單位數目 No. of establishments	就業人數 No. of persons engaged			總計 Total	職位空缺數目 <sup>(1)</sup> No. of vacancies
			男性 Male	女性 Female			
<b>以上行業主類總計<sup>(9)</sup></b>							
<b>Total of industry sections above</b>							
2019	3	378 965	1 431 080	1 443 192	2 874 272	79 579 ( 2.7 )	
	6	379 471	1 416 966	1 446 742	2 863 708	73 462 ( 2.5 )	
	9	376 301	1 410 262	1 422 034	2 832 296	63 032 ( 2.2 )	
	12	374 465	1 399 829	1 420 173	2 820 002	54 433 ( 1.9 )	
2020	3	371 722	1 376 864	1 387 454	2 764 318	42 269 ( 1.5 )	

- 註釋： (1) 括號內的數字是指職位空缺率，其定義為職位空缺數目相對於「就業機會」（即就業人數與職位空缺數目的總和）的百分比。  
Notes: Figures in brackets denote the vacancy rate, defined as the ratio (in the form of percentage) of the number of vacancies to the number of “job opportunities” (i.e. the sum of the number of persons engaged and the number of vacancies).
- (2) 建築地盤的機構單位數目是指地盤數目，而就業人數及職位空缺數目只包括地盤工人。詳情請參閱第III部分3.9、3.12、3.13、3.24及3.25段。  
Establishments in construction sites refer to the number of sites, while persons engaged and vacancies refer to manual workers only. For details, please see paragraphs 3.9, 3.12, 3.13, 3.24 and 3.25 of Part III.
- (3) 統計數字所包括的行業範圍略欠完整，主要由於小販及零售攤檔並不包括在內。  
Industrial coverage is slightly incomplete in the present context. Main omissions are hawkers and retail pitches.
- (4) 統計數字所包括的行業範圍不甚完整，主要由於的士、公共小巴、部分貨車以及港內水上貨運服務並不包括在內。  
Industrial coverage is rather incomplete in the present context. Main omissions are taxis, public light buses, part of goods vehicles, and inland freight water transport.
- (5) 住宿服務包括酒店、賓館、旅舍及其他提供短期住宿服務的機構單位。  
Accommodation services cover hotels, guesthouses, boarding houses and other establishments providing short term accommodation.
- (6) 統計數字所包括的行業範圍略欠完整，主要由於貨幣管理機構及非持有商業登記的自僱保險代理並不包括在內。  
Industrial coverage is slightly incomplete in the present context. Main omissions are monetary authorities and self-employed insurance agents with no business registration.
- (7) 統計數字所包括的行業範圍略欠完整，主要由於康樂及運動用品租賃並不包括在內。  
Industrial coverage is slightly incomplete in the present context. Main omissions are renting and leasing of recreational and sports goods.
- (8) 統計數字所包括的行業範圍不甚完整，主要由於行業主類 T 及 U（「家庭住戶內部工作活動」及「享有治外法權的組織及團體活動」），宗教組織、作家及其他獨立藝術工作者，以及部分社會及個人服務並不包括在內。  
Industrial coverage is rather incomplete in the present context. Main omissions are industry sections T & U (“Work activities within domestic households” & “Activities of extraterritorial organisations and bodies”); and religious organisations, authors and other independent artists, and some social and personal services.
- (9) 數字只涉及有關統計調查所包括的行業。公務員的數字並不包括在內。  
Figures relate only to those industries covered. Figures relating to the civil service are excluded.

**表 3 按行業主類／行業大類劃分的就業人數（公務員除外）**  
**Table 3 Number of persons engaged (other than those in the civil service) analysed by industry section / industry division**

香港標準 行業分類 2.0 版編碼 HSIC V2.0 code	行業主類／行業大類 Industry section / Industry division	就業人數 No. of persons engaged				
		2019 3月 Mar	2019 6月 Jun	2019 9月 Sep	2019 12月 Dec	2020 3月 Mar
		<b>B</b>	<b>採礦及採石</b> <b>Mining and quarrying</b>	<b>29</b>	<b>26</b>	<b>17</b>
08	採石及其他非金屬礦的採掘 Quarrying and other mining of non-metal ores	29	26	17	17	30
<b>C</b>	<b>製造</b> <b>Manufacturing</b>	<b>88 522</b>	<b>87 386</b>	<b>86 343</b>	<b>85 387</b>	<b>84 239</b>
10	食品的製造 Manufacture of food products	27 387	26 929	26 727	26 263	25 743
11	飲品的製造 Manufacture of beverages	3 250	3 243	3 247	3 235	3 217
12	煙草製品的製造 Manufacture of tobacco products	575	578	583	595	596
13	紡織品的製造 Manufacture of textiles	2 088	2 008	1 969	1 859	1 828
14	成衣的製造 Manufacture of wearing apparel	3 468	3 315	3 149	3 118	3 171
15	皮革及相關製品的製造 Manufacture of leather and related products	300	310	312	309	309
16	木材及木製品、水松製品、草編及編結材料製品的製造（傢具及玩具除外） Manufacture of wood and of products of wood and cork, articles of straw and plaiting materials (except furniture and toys)					
17	紙及紙製品的製造 Manufacture of paper and paper products					
18	印刷及已儲錄資料媒體的複製 Printing and reproduction of recorded media	12 253	12 065	11 784	11 709	11 603
19	焦煤和精煉石油產品的製造 Manufacture of coke and refined petroleum products	1 563	1 516	1 518	1 531	1 532
20	化學品及化學產品的製造 Manufacture of chemicals and chemical products					
21	藥品、醫藥化學劑和植物藥材的製造 Manufacture of pharmaceuticals, medicinal chemical and botanical products					
		5 285	5 484	5 590	5 457	5 368

**表 3 (續) 按行業主類／行業大類劃分的就業人數（公務員除外）**  
**Table 3 (cont'd) Number of persons engaged (other than those in the civil service) analysed by industry section / industry division**

香港標準 行業分類 2.0 版編碼 HSIC V2.0 code	行業主類／行業大類 Industry section / Industry division	就業人數 No. of persons engaged				
		2019 3月 Mar	2019 6月 Jun	2019 9月 Sep	2019 12月 Dec	2020 3月 Mar
22	橡膠及塑膠產品的製造（傢具、玩具、體育用品及文具除外） Manufacture of rubber and plastics products (except furniture, toys, sports goods and stationery)	1 871	1 837	1 817	1 791	1 735
23	其他非金屬礦產產品的製造 Manufacture of other non-metallic mineral products	1 578	1 573	1 517	1 481	1 492
24	基本金屬的製造 Manufacture of basic metals	877	894	894	888	813
25	金屬製品的製造（機械及設備除外） Manufacture of fabricated metal products (except machinery and equipment)	2 246	2 170	2 150	2 147	2 134
26	電腦、電子及光學產品的製造 Manufacture of computer, electronic and optical products	2 200	2 119	2 018	1 988	1 910
27	電器設備的製造 Manufacture of electrical equipment	1 216	1 203	1 154	1 144	1 139
28	其他機械設備的製造 Manufacture of machinery and equipment n.e.c.	1 336	1 288	1 248	1 218	1 181
29	汽車的裝嵌 Body assembly of motor vehicles	365	351	333	323	332
30	其他運輸設備的製造 Manufacture of other transport equipment					
31	傢具的製造 Manufacture of furniture	332	333	326	327	317
32	其他製造業 Other manufacturing	5 428	5 328	5 249	5 199	5 083
33	機械及設備的維修及安裝 Repair and installation of machinery and equipment	14 245	14 193	14 129	14 191	14 124
<b>D &amp; E</b>	<b>電力和燃氣供應及廢棄物管理 Electricity and gas supply, and waste management</b>	<b>11 270</b>	<b>11 691</b>	<b>11 507</b>	<b>11 315</b>	<b>11 001</b>
<b>D</b>	<b>電力及燃氣供應 Electricity and gas supply</b>	<b>7 869</b>	<b>8 302</b>	<b>8 147</b>	<b>7 917</b>	<b>7 688</b>
35	電力及燃氣供應 Electricity and gas supply	7 869	8 302	8 147	7 917	7 688
<b>E</b>	<b>污水處理、廢棄物管理及污染防治服務 Sewerage, waste management and remediation services</b>	<b>3 401</b>	<b>3 389</b>	<b>3 360</b>	<b>3 398</b>	<b>3 313</b>

**表 3 (續) 按行業主類／行業大類劃分的就業人數（公務員除外）**  
**Table 3 (cont'd) Number of persons engaged (other than those in the civil service) analysed by industry section / industry division**

香港標準 行業分類 2.0 版編碼 HSIC V2.0 code	行業主類／行業大類 Industry section / Industry division	就業人數 No. of persons engaged				
		2019 3月 Mar	2019 6月 Jun	2019 9月 Sep	2019 12月 Dec	2020 3月 Mar
37	污水處理 Sewerage	153	162	159	155	153
38	廢棄物的收集、處理及處置；資源的回收處理 Waste collection, treatment and disposal; materials recovery	3 240	3 220	3 196	3 235	3 153
39	污染防治及其他廢棄物處理服務 Remediation and other waste management services	8	7	5	8	7
<b>F</b>	<b>建築地盤（只包括地盤工人）</b> <b>Construction sites (manual workers only)</b>	<b>107 448</b>	<b>102 723</b>	<b>96 891</b>	<b>99 938</b>	<b>101 060</b>
	<b>公營地盤</b> <b>Public sector sites</b>	<b>37 530</b>	<b>35 937</b>	<b>34 331</b>	<b>37 662</b>	<b>39 012</b>
	樓宇建築地盤 Building sites	19 167	18 222	18 215	21 424	21 823
	土木工程地盤 Civil engineering sites	18 363	17 715	16 116	16 238	17 189
	<b>私營地盤</b> <b>Private sector sites</b>	<b>69 918</b>	<b>66 786</b>	<b>62 560</b>	<b>62 276</b>	<b>62 048</b>
	樓宇建築地盤 Building sites	67 430	64 174	60 083	59 923	59 450
	土木工程地盤 Civil engineering sites	2 488	2 612	2 477	2 353	2 598
<b>G</b>	<b>進出口貿易、批發及零售<sup>(1)</sup></b> <b>Import/export, wholesale and retail trades</b>	<b>791 873</b>	<b>782 962</b>	<b>768 418</b>	<b>756 456</b>	<b>730 300</b>
	<b>進出口貿易及批發</b> <b>Import/export trade and wholesale</b>	<b>519 275</b>	<b>511 740</b>	<b>501 427</b>	<b>495 398</b>	<b>475 379</b>
45	進出口貿易 Import and export trade	460 128	453 479	444 646	439 050	420 121
46	批發 Wholesale	59 147	58 261	56 781	56 348	55 258
	<b>零售<sup>(1)</sup></b> <b>Retail</b>	<b>272 598</b>	<b>271 222</b>	<b>266 991</b>	<b>261 058</b>	<b>254 921</b>
47	零售業 Retail trade	272 598	271 222	266 991	261 058	254 921
<b>H</b>	<b>運輸、倉庫、郵政及速遞服務<sup>(1)</sup></b> <b>Transportation, storage, postal and courier services</b>	<b>180 668</b>	<b>180 293</b>	<b>180 402</b>	<b>180 227</b>	<b>177 297</b>
49	陸路運輸 Land transport	44 917	45 049	45 078	45 132	44 782
50	水上運輸 Water transport	11 597	11 576	11 487	11 384	10 943

**表 3 (續) 按行業主類／行業大類劃分的就業人數（公務員除外）**  
**Table 3 (cont'd) Number of persons engaged (other than those in the civil service) analysed by industry section / industry division**

香港標準 行業分類 2.0 版編碼 HSIC V2.0 code	行業主類／行業大類 Industry section / Industry division	就業人數 No. of persons engaged				
		2019 3月 Mar	2019 6月 Jun	2019 9月 Sep	2019 12月 Dec	2020 3月 Mar
		51	航空運輸 Air transport	28 823	28 393	28 641
52	貨倉及運輸輔助服務 Warehousing and support services for transportation	80 014	79 488	79 288	78 963	77 370
53	郵政及速遞服務 Postal and courier services	15 317	15 787	15 908	15 985	16 626
<b>I</b>	<b>住宿及膳食服務<sup>(1)</sup> Accommodation and food services</b>	<b>293 966</b>	<b>293 516</b>	<b>280 777</b>	<b>275 839</b>	<b>259 533</b>
55	住宿服務 Accommodation services	42 202	41 958	41 530	41 343	37 984
56	餐飲服務 Food and beverage services	251 764	251 558	239 247	234 496	221 549
<b>J</b>	<b>資訊及通訊 Information and communications</b>	<b>110 578</b>	<b>110 949</b>	<b>110 425</b>	<b>110 282</b>	<b>109 741</b>
58	出版 Publishing	19 199	19 113	18 796	18 541	18 425
59	電影、錄像及電視節目製作、錄音及音樂出版 Motion picture, video and television programme production, sound recording and music publishing	16 750	16 712	16 612	16 408	16 121
60	節目編製及廣播 Programming and broadcasting					
61	電訊 Telecommunications	20 037	20 193	19 859	19 820	19 835
62	資訊科技服務 Information technology services	47 211	47 453	47 601	47 859	47 594
63	資訊服務 Information services	7 381	7 478	7 557	7 654	7 766
<b>K</b>	<b>金融及保險<sup>(1)</sup> Financing and insurance</b>	<b>236 116</b>	<b>237 018</b>	<b>237 405</b>	<b>238 513</b>	<b>238 178</b>
64	金融服務（保險及退休基金除外） Financial services (except insurance and pension funding)	136 214	136 383	137 142	137 691	137 893
65	保險 Insurance	17 180	17 096	17 144	17 185	17 002
66	金融保險輔助服務 Services auxiliary to financial and insurance services	82 722	83 539	83 119	83 637	83 283

**表 3 (續) 按行業主類／行業大類劃分的就業人數（公務員除外）**  
**Table 3 (cont'd) Number of persons engaged (other than those in the civil service) analysed by industry section / industry division**

香港標準 行業分類 2.0 版編碼 HSIC V2.0 code	行業主類／行業大類 Industry section / Industry division	就業人數 No. of persons engaged				
		2019 3月 Mar	2019 6月 Jun	2019 9月 Sep	2019 12月 Dec	2020 3月 Mar
<b>L</b>	<b>地產</b> <b>Real estate</b>	<b>135 486</b>	<b>135 283</b>	<b>135 190</b>	<b>135 038</b>	<b>134 469</b>
68	地產 Real estate	135 486	135 283	135 190	135 038	134 469
<b>M &amp; N</b>	<b>專業及商用服務<sup>(1)</sup></b> <b>Professional and business services</b>	<b>387 440</b>	<b>388 447</b>	<b>388 362</b>	<b>387 241</b>	<b>386 169</b>
<b>M</b>	<b>專業、科學及技術服務</b> <b>Professional, scientific and technical services</b>	<b>185 209</b>	<b>185 942</b>	<b>185 859</b>	<b>185 154</b>	<b>185 846</b>
69	法律及會計服務 Legal and accounting services	56 447	56 653	56 908	56 853	57 394
70	總辦事處；管理及管理顧問服務 Activities of head offices; management and management consultancy services	40 445	40 823	41 163	41 282	41 613
71	建築及工程服務、技術測試及分析 Architecture and engineering services, technical testing and analysis	42 903	42 924	42 685	42 372	42 352
72	科學研究及發展 Scientific research and development	3 229	3 234	3 201	3 257	3 361
74	廣告及市場研究 Advertising and market research	15 226	15 008	14 811	14 529	14 318
73	獸醫 Veterinary services	26 959	27 300	27 091	26 861	26 808
75	其他專業、科學及技術服務 Other professional, scientific and technical services					
<b>N</b>	<b>行政及支援服務<sup>(1)</sup></b> <b>Administrative and support services</b>	<b>202 231</b>	<b>202 505</b>	<b>202 503</b>	<b>202 087</b>	<b>200 323</b>
77	租賃服務 Rental and leasing services	3 664	3 644	3 596	3 637	3 630
78	就業服務 Employment services	20 351	20 640	20 423	20 327	19 943
79	旅行代理、代訂服務及相關服務 Travel agency, reservation service and related services	19 335	19 264	19 030	18 682	17 993
80	保安及偵查服務 Security and investigation services	53 134	53 077	53 378	53 833	53 422
81	建築物及園境護理服務 Services to buildings and landscape care	83 750	83 852	84 222	83 848	83 707
82	辦公室行政、辦公室支援及其他商業支援服務 Office administrative, office support and other business support services	21 997	22 028	21 854	21 760	21 628

**表 3 (續) 按行業主類／行業大類劃分的就業人數（公務員除外）**  
**Table 3 (cont'd) Number of persons engaged (other than those in the civil service) analysed by industry section / industry division**

香港標準 行業分類 2.0 版編碼 HSIC V2.0 code	行業主類／行業大類 Industry section / Industry division	就業人數 No. of persons engaged				
		2019 3月 Mar	2019 6月 Jun	2019 9月 Sep	2019 12月 Dec	2020 3月 Mar
		<b>P - S</b>	<b>社會及個人服務<sup>(1)</sup></b> <b>Social and personal services</b>	<b>530 876</b>	<b>533 414</b>	<b>536 559</b>
<b>P</b>	<b>教育</b> <b>Education</b>	<b>206 227</b>	<b>206 191</b>	<b>206 062</b>	<b>207 606</b>	<b>205 202</b>
85	教育 Education	206 227	206 191	206 062	207 606	205 202
<b>Q</b>	<b>人類保健及社會工作服務<sup>(1)</sup></b> <b>Human health and social work services</b>	<b>198 149</b>	<b>199 667</b>	<b>201 759</b>	<b>205 531</b>	<b>205 568</b>
86	人類保健服務 Human health services	133 974	134 342	136 113	138 994	139 720
87	住宿護理服務 Residential care services	32 933	33 674	33 834	34 516	34 674
88	社會工作服務 Social work services	31 242	31 651	31 812	32 021	31 174
<b>R</b>	<b>藝術、娛樂及康樂活動<sup>(1)</sup></b> <b>Arts, entertainment and recreation</b>	<b>49 787</b>	<b>50 876</b>	<b>52 126</b>	<b>50 815</b>	<b>47 493</b>
90	創作及表演藝術活動 Creative and performing arts activities	4 742	4 722	4 675	4 625	4 595
91	圖書館、檔案保存、博物館及其他文化活動 Libraries, archives, museums and other cultural activities	762	775	810	810	776
92	遊樂園及主題樂園 Amusement parks and theme parks	7 142	8 240	9 256	7 719	6 240
93	體育及其他娛樂服務 Sports and other entertainment services	37 141	37 139	37 385	37 661	35 882
<b>S</b>	<b>其他服務<sup>(1)</sup></b> <b>Other services</b>	<b>76 713</b>	<b>76 680</b>	<b>76 612</b>	<b>75 797</b>	<b>74 038</b>
94	會員制組織活動 Activities of membership organisations	11 153	11 207	11 196	11 223	11 064
95	汽車、電單車、電腦、個人及家庭用品修理 Repair of motor vehicles, motorcycles, computers, personal and household goods	18 914	18 855	18 784	18 549	18 134
96	其他個人服務 Other personal services	46 646	46 618	46 632	46 025	44 840
<b>以上行業主類總計<sup>(1)</sup></b> <b>Total of industry sections above</b>		<b>2 874 272</b>	<b>2 863 708</b>	<b>2 832 296</b>	<b>2 820 002</b>	<b>2 764 318</b>

註釋：(1) 數字只涉及有關統計調查所包括的行業，詳情請參閱第 18 頁的「註釋」。

Note: Figures relate only to those industries covered. Please refer to the "Notes" on page 18 for details.



**表 4 按行業主類／行業大類劃分的職位空缺數目（公務員除外）**  
**Table 4 Number of vacancies (other than those in the civil service) analysed by industry section / industry division**

香港標準 行業分類 2.0 版編碼 HSIC V2.0 code	行業主類／行業大類 Industry section / Industry division	職位空缺數目 No. of vacancies				
		2019 3月 Mar	2019 6月 Jun	2019 9月 Sep	2019 12月 Dec	2020 3月 Mar
<b>B</b>	<b>採礦及採石</b> <b>Mining and quarrying</b>	***	***	***	***	***
08	採石及其他非金屬礦的採掘 Quarrying and other mining of non-metal ores	***	***	***	***	***
<b>C</b>	<b>製造</b> <b>Manufacturing</b>	<b>2 488</b>	<b>2 662</b>	<b>1 913</b>	<b>1 793</b>	<b>757</b>
10	食品的製造 Manufacture of food products	1 174	1 182	946	844	340
11	飲品的製造 Manufacture of beverages	33	25	31	48	38
12	煙草製品的製造 Manufacture of tobacco products	31	45	25	21	10
13	紡織品的製造 Manufacture of textiles	24	5	7	9	0
14	成衣的製造 Manufacture of wearing apparel	3	19	4	11	7
15	皮革及相關製品的製造 Manufacture of leather and related products	}	}	}	}	}
16	木材及木製品、水松製品、草編及編結材料製 品的製造（傢具及玩具除外） Manufacture of wood and of products of wood and cork, articles of straw and plaiting materials (except furniture and toys)					
17	紙及紙製品的製造 Manufacture of paper and paper products					
18	印刷及已儲錄資料媒體的複製 Printing and reproduction of recorded media					
19	焦煤和精煉石油產品的製造 Manufacture of coke and refined petroleum products	}	}	}	}	}
20	化學品及化學產品的製造 Manufacture of chemicals and chemical products					
21	藥品、醫藥化學劑和植物藥材的製造 Manufacture of pharmaceuticals, medicinal chemical and botanical products					

**表 4 (續) 按行業主類／行業大類劃分的職位空缺數目（公務員除外）**  
**Table 4 (cont'd) Number of vacancies (other than those in the civil service) analysed by industry section / industry division**

香港標準 行業分類 2.0 版編碼 HSIC V2.0 code	行業主類／行業大類 Industry section / Industry division	職位空缺數目 No. of vacancies				
		2019 3月 Mar	2019 6月 Jun	2019 9月 Sep	2019 12月 Dec	2020 3月 Mar
22	橡膠及塑膠產品的製造（傢具、玩具、體育用品及文具除外） Manufacture of rubber and plastics products (except furniture, toys, sports goods and stationery)	62	87	54	32	18
23	其他非金屬礦產產品的製造 Manufacture of other non-metallic mineral products	39	37	43	39	25
24	基本金屬的製造 Manufacture of basic metals	20	21	10	8	7
25	金屬製品的製造（機械及設備除外） Manufacture of fabricated metal products (except machinery and equipment)	33	59	2	8	24
26	電腦、電子及光學產品的製造 Manufacture of computer, electronic and optical products	30	35	20	22	16
27	電器設備的製造 Manufacture of electrical equipment	26	30	23	7	1
28	其他機械設備的製造 Manufacture of machinery and equipment n.e.c.	20	25	6	9	1
29	汽車的裝嵌 Body assembly of motor vehicles	3	8	12	0	0
30	其他運輸設備的製造 Manufacture of other transport equipment					
31	傢具的製造 Manufacture of furniture	5	6	4	0	2
32	其他製造業 Other manufacturing	107	143	81	20	44
33	機械及設備的維修及安裝 Repair and installation of machinery and equipment	596	621	419	537	116
<b>D &amp; E</b>	<b>電力和燃氣供應及廢棄物管理 Electricity and gas supply, and waste management</b>	<b>***</b>	<b>***</b>	<b>***</b>	<b>***</b>	<b>***</b>
<b>D</b>	<b>電力及燃氣供應 Electricity and gas supply</b>	<b>126</b>	<b>118</b>	<b>108</b>	<b>116</b>	<b>61</b>
35	電力及燃氣供應 Electricity and gas supply	126	118	108	116	61
<b>E</b>	<b>污水處理、廢棄物管理及污染防治服務 Sewerage, waste management and remediation services</b>	<b>***</b>	<b>***</b>	<b>***</b>	<b>***</b>	<b>***</b>

表 4 (續) 按行業主類／行業大類劃分的職位空缺數目（公務員除外）  
Table 4 (cont'd) Number of vacancies (other than those in the civil service) analysed by industry section / industry division

香港標準 行業分類 2.0 版編碼 HSIC V2.0 code	行業主類／行業大類 Industry section / Industry division	職位空缺數目 No. of vacancies				
		2019 3月 Mar	2019 6月 Jun	2019 9月 Sep	2019 12月 Dec	2020 3月 Mar
37	污水處理 Sewerage	0	***	***	0	***
38	廢棄物的收集、處理及處置；資源的回收處理 Waste collection, treatment and disposal; materials recovery	94	114	116	119	80
39	污染防治及其他廢棄物處理服務 Remediation and other waste management services	***	***	***	***	***
<b>F</b>	<b>建築地盤（只包括地盤工人） Construction sites (manual workers only)</b>	<b>868</b>	<b>775</b>	<b>577</b>	<b>498</b>	<b>498</b>
	<b>公營地盤 Public sector sites</b>	<b>474</b>	<b>445</b>	<b>451</b>	<b>444</b>	<b>456</b>
	樓宇建築地盤 Building sites	27	12	23	14	29
	土木工程地盤 Civil engineering sites	447	433	428	430	427
	<b>私營地盤 Private sector sites</b>	<b>394</b>	<b>330</b>	<b>126</b>	<b>54</b>	<b>42</b>
	樓宇建築地盤 Building sites	382	320	123	46	40
	土木工程地盤 Civil engineering sites	12	10	3	8	2
<b>G</b>	<b>進出口貿易、批發及零售<sup>(1)</sup> Import/export, wholesale and retail trades</b>	<b>15 148</b>	<b>14 120</b>	<b>12 135</b>	<b>9 622</b>	<b>7 124</b>
	<b>進出口貿易及批發 Import/export trade and wholesale</b>	<b>6 799</b>	<b>6 467</b>	<b>6 166</b>	<b>4 757</b>	<b>4 076</b>
45	進出口貿易 Import and export trade	5 571	5 443	5 244	4 031	3 582
46	批發 Wholesale	1 228	1 024	922	726	494
	<b>零售<sup>(1)</sup> Retail</b>	<b>8 349</b>	<b>7 653</b>	<b>5 969</b>	<b>4 865</b>	<b>3 048</b>
47	零售業 Retail trade	8 349	7 653	5 969	4 865	3 048
<b>H</b>	<b>運輸、倉庫、郵政及速遞服務<sup>(1)</sup> Transportation, storage, postal and courier services</b>	<b>4 778</b>	<b>4 089</b>	<b>3 799</b>	<b>2 817</b>	<b>2 591</b>
49	陸路運輸 Land transport	1 434	1 260	1 159	891	1 039
50	水上運輸 Water transport	161	157	94	48	22

**表 4 (續) 按行業主類／行業大類劃分的職位空缺數目（公務員除外）**  
**Table 4 (cont'd) Number of vacancies (other than those in the civil service) analysed by industry section / industry division**

香港標準 行業分類 2.0 版編碼 HSIC V2.0 code	行業主類／行業大類 Industry section / Industry division	職位空缺數目 No. of vacancies				
		2019 3月 Mar	2019 6月 Jun	2019 9月 Sep	2019 12月 Dec	2020 3月 Mar
51	航空運輸 Air transport	302	262	251	187	90
52	貨倉及運輸輔助服務 Warehousing and support services for transportation	2 303	2 143	1 993	1 618	700
53	郵政及速遞服務 Postal and courier services	578	267	302	73	740
<b>I</b>	<b>住宿及膳食服務<sup>(1)</sup></b> <b>Accommodation and food services</b>	<b>14 703</b>	<b>11 188</b>	<b>6 244</b>	<b>4 862</b>	<b>2 911</b>
55	住宿服務 Accommodation services	2 423	2 045	1 089	924	706
56	餐飲服務 Food and beverage services	12 280	9 143	5 155	3 938	2 205
<b>J</b>	<b>資訊及通訊</b> <b>Information and communications</b>	<b>2 948</b>	<b>3 044</b>	<b>2 862</b>	<b>2 557</b>	<b>2 194</b>
58	出版 Publishing	353	346	270	251	207
59	電影、錄像及電視節目製作、錄音及音樂出版 Motion picture, video and television programme production, sound recording and music publishing	303	351	325	174	150
60	節目編製及廣播 Programming and broadcasting					
61	電訊 Telecommunications	489	545	480	445	386
62	資訊科技服務 Information technology services	1 567	1 570	1 558	1 502	1 286
63	資訊服務 Information services	236	232	229	185	165
<b>K</b>	<b>金融及保險<sup>(1)</sup></b> <b>Financing and insurance</b>	<b>6 466</b>	<b>6 453</b>	<b>6 144</b>	<b>6 025</b>	<b>5 199</b>
64	金融服務（保險及退休基金除外） Financial services (except insurance and pension funding)	4 095	3 866	3 729	3 705	3 011
65	保險 Insurance	499	704	722	687	650
66	金融保險輔助服務 Services auxiliary to financial and insurance services	1 872	1 883	1 693	1 633	1 538

表 4 (續) 按行業主類／行業大類劃分的職位空缺數目（公務員除外）  
Table 4 (cont'd) Number of vacancies (other than those in the civil service) analysed by industry section / industry division

香港標準 行業分類 2.0 版編碼 HSIC V2.0 code	行業主類／行業大類 Industry section / Industry division	職位空缺數目 No. of vacancies				
		2019 3月 Mar	2019 6月 Jun	2019 9月 Sep	2019 12月 Dec	2020 3月 Mar
<b>L</b>	<b>地產</b> <b>Real estate</b>	<b>4 006</b>	<b>3 773</b>	<b>3 555</b>	<b>3 278</b>	<b>3 014</b>
68	地產 Real estate	4 006	3 773	3 555	3 278	3 014
<b>M &amp; N</b>	<b>專業及商用服務<sup>(1)</sup></b> <b>Professional and business services</b>	<b>10 096</b>	<b>9 904</b>	<b>8 861</b>	<b>7 691</b>	<b>6 445</b>
<b>M</b>	<b>專業、科學及技術服務</b> <b>Professional, scientific and technical services</b>	<b>4 326</b>	<b>3 985</b>	<b>3 334</b>	<b>2 855</b>	<b>2 512</b>
69	法律及會計服務 Legal and accounting services	1 180	1 138	895	789	667
70	總辦事處；管理及管理顧問服務 Activities of head offices; management and management consultancy services	1 099	868	786	678	718
71	建築及工程服務、技術測試及分析 Architecture and engineering services, technical testing and analysis	875	792	677	570	604
72	科學研究及發展 Scientific research and development	229	247	201	182	133
74	廣告及市場研究 Advertising and market research	289	278	219	164	148
73	獸醫 Veterinary services	654	662	556	472	242
75	其他專業、科學及技術服務 Other professional, scientific and technical services					
<b>N</b>	<b>行政及支援服務<sup>(1)</sup></b> <b>Administrative and support services</b>	<b>5 770</b>	<b>5 919</b>	<b>5 527</b>	<b>4 836</b>	<b>3 933</b>
77	租賃服務 Rental and leasing services	67	139	80	51	33
78	就業服務 Employment services	533	540	482	341	227
79	旅行代理、代訂服務及相關服務 Travel agency, reservation service and related services	316	393	326	235	170
80	保安及偵查服務 Security and investigation services	2 363	2 422	2 270	2 050	1 677
81	建築物及園境護理服務 Services to buildings and landscape care	2 129	1 973	1 978	1 762	1 471
82	辦公室行政、辦公室支援及其他商業支援服務 Office administrative, office support and other business support services	362	452	391	397	355

表 4 (續) 按行業主類／行業大類劃分的職位空缺數目 (公務員除外)  
Table 4 (cont'd) Number of vacancies (other than those in the civil service) analysed by industry section / industry division

香港標準 行業分類 2.0 版編碼 HSIC V2.0 code	行業主類／行業大類 Industry section / Industry division	職位空缺數目 No. of vacancies				
		2019 3月 Mar	2019 6月 Jun	2019 9月 Sep	2019 12月 Dec	2020 3月 Mar
<b>P - S</b>	<b>社會及個人服務<sup>(1)</sup></b> <b>Social and personal services</b>	<b>17 858</b>	<b>17 216</b>	<b>16 715</b>	<b>15 055</b>	<b>11 395</b>
<b>P</b>	<b>教育</b> <b>Education</b>	<b>4 797</b>	<b>5 060</b>	<b>5 139</b>	<b>4 167</b>	<b>3 690</b>
85	教育 Education	4 797	5 060	5 139	4 167	3 690
<b>Q</b>	<b>人類保健及社會工作服務<sup>(1)</sup></b> <b>Human health and social work services</b>	<b>7 677</b>	<b>7 647</b>	<b>7 232</b>	<b>7 647</b>	<b>6 392</b>
86	人類保健服務 Human health services	3 407	3 179	2 962	3 223	2 336
87	住宿護理服務 Residential care services	3 292	3 403	3 148	3 262	3 102
88	社會工作服務 Social work services	978	1 065	1 122	1 162	954
<b>R</b>	<b>藝術、娛樂及康樂活動<sup>(1)</sup></b> <b>Arts, entertainment and recreation</b>	<b>2 532</b>	<b>1 835</b>	<b>2 263</b>	<b>1 884</b>	<b>563</b>
90	創作及表演藝術活動 Creative and performing arts activities	48	68	61	39	28
91	圖書館、檔案保存、博物館及其他文化活動 Libraries, archives, museums and other cultural activities	14	8	11	5	34
92	遊樂園及主題樂園 Amusement parks and theme parks	307	208	397	122	131
93	體育及其他娛樂服務 Sports and other entertainment services	2 163	1 551	1 794	1 718	370
<b>S</b>	<b>其他服務<sup>(1)</sup></b> <b>Other services</b>	<b>2 852</b>	<b>2 674</b>	<b>2 081</b>	<b>1 357</b>	<b>750</b>
94	會員制組織活動 Activities of membership organisations	489	437	424	373	278
95	汽車、電單車、電腦、個人及家庭用品修理 Repair of motor vehicles, motorcycles, computers, personal and household goods	403	483	465	185	110
96	其他個人服務 Other personal services	1 960	1 754	1 192	799	362
	<b>以上行業主類總計<sup>(1)</sup></b> <b>Total of industry sections above</b>	<b>79 579</b>	<b>73 462</b>	<b>63 032</b>	<b>54 433</b>	<b>42 269</b>

註釋：(1) 數字只涉及有關統計調查所包括的行業，詳情請參閱第 18 頁的「註釋」。

Note: Figures relate only to those industries covered. Please refer to the "Notes" on page 18 for details.

**表 5 按行業主類／行業大類劃分的機構單位數目（政府部門除外）**  
**Table 5 Number of establishments (excluding civil service) analysed by industry section / industry division**

香港標準 行業分類 2.0 版編碼 HSIC V2.0 code	行業主類／行業大類 Industry section / Industry division	機構單位數目 No. of establishments				
		2019 3月 Mar	2019 6月 Jun	2019 9月 Sep	2019 12月 Dec	2020 3月 Mar
<b>B</b>	<b>採礦及採石</b> <b>Mining and quarrying</b>	<b>1</b>	<b>1</b>	<b>1</b>	<b>1</b>	<b>1</b>
08	採石及其他非金屬礦的採掘 Quarrying and other mining of non-metal ores	1	1	1	1	1
<b>C</b>	<b>製造</b> <b>Manufacturing</b>	<b>9 281</b>	<b>9 187</b>	<b>9 076</b>	<b>8 988</b>	<b>8 901</b>
10	食品的製造 Manufacture of food products	1 452	1 477	1 482	1 464	1 444
11	飲品的製造 Manufacture of beverages	39	39	39	39	39
12	煙草製品的製造 Manufacture of tobacco products	4	4	4	4	4
13	紡織品的製造 Manufacture of textiles	382	372	362	352	349
14	成衣的製造 Manufacture of wearing apparel	558	544	528	524	521
15	皮革及相關製品的製造 Manufacture of leather and related products	115	114	111	110	107
16	木材及木製品、水松製品、草編及編結材料製品的製造（傢具及玩具除外） Manufacture of wood and of products of wood and cork, articles of straw and plaiting materials (except furniture and toys)					
17	紙及紙製品的製造 Manufacture of paper and paper products					
18	印刷及已儲錄資料媒體的複製 Printing and reproduction of recorded media	2 074	2 048	2 006	1 993	1 987
19	焦煤和精煉石油產品的製造 Manufacture of coke and refined petroleum products	184	179	180	180	179
20	化學品及化學產品的製造 Manufacture of chemicals and chemical products					
21	藥品、醫藥化學劑和植物藥材的製造 Manufacture of pharmaceuticals, medicinal chemical and botanical products	222	220	220	218	213

**表 5 (續) 按行業主類／行業大類劃分的機構單位數目 (政府部門除外)**  
**Table 5 (cont'd) Number of establishments (excluding civil service) analysed by industry section / industry division**

香港標準 行業分類 2.0 版編碼 HSIC V2.0 code	行業主類／行業大類 Industry section / Industry division	機構單位數目 No. of establishments				
		2019 3月 Mar	2019 6月 Jun	2019 9月 Sep	2019 12月 Dec	2020 3月 Mar
22	橡膠及塑膠產品的製造 (傢具、玩具、體育用品及文具除外) Manufacture of rubber and plastics products (except furniture, toys, sports goods and stationery)	241	235	238	232	227
23	其他非金屬礦產製品的製造 Manufacture of other non-metallic mineral products	188	186	185	183	183
24	基本金屬的製造 Manufacture of basic metals	56	56	56	56	54
25	金屬製品的製造 (機械及設備除外) Manufacture of fabricated metal products (except machinery and equipment)	559	550	541	538	531
26	電腦、電子及光學產品的製造 Manufacture of computer, electronic and optical products	188	179	165	162	158
27	電器設備的製造 Manufacture of electrical equipment	140	138	137	137	130
28	其他機械設備的製造 Manufacture of machinery and equipment n.e.c.	218	218	213	207	204
29	汽車的裝嵌 Body assembly of motor vehicles	73	71	68	67	66
30	其他運輸設備的製造 Manufacture of other transport equipment					
31	傢具的製造 Manufacture of furniture	122	121	118	118	112
32	其他製造業 Other manufacturing	1 088	1 074	1 062	1 054	1 047
33	機械及設備的維修及安裝 Repair and installation of machinery and equipment	1 179	1 167	1 169	1 162	1 158
<b>D &amp; E</b>	<b>電力和燃氣供應及廢棄物管理 Electricity and gas supply, and waste management</b>	<b>411</b>	<b>417</b>	<b>414</b>	<b>416</b>	<b>417</b>
<b>D</b>	<b>電力及燃氣供應 Electricity and gas supply</b>	<b>10</b>	<b>10</b>	<b>10</b>	<b>9</b>	<b>9</b>
35	電力及燃氣供應 Electricity and gas supply	10	10	10	9	9
<b>E</b>	<b>污水處理、廢棄物管理及污染防治服務 Sewerage, waste management and remediation services</b>	<b>401</b>	<b>407</b>	<b>404</b>	<b>407</b>	<b>408</b>



表 5 (續) 按行業主類／行業大類劃分的機構單位數目 (政府部門除外)  
Table 5 (cont'd) Number of establishments (excluding civil service) analysed by industry section / industry division

香港標準 行業分類 2.0 版編碼 HSIC V2.0 code	行業主類／行業大類 Industry section / Industry division	機構單位數目 No. of establishments				
		2019 3月 Mar	2019 6月 Jun	2019 9月 Sep	2019 12月 Dec	2020 3月 Mar
37	污水處理 Sewerage	26	26	25	24	24
38	廢棄物的收集、處理及處置；資源的回收處理 Waste collection, treatment and disposal; materials recovery	372	379	377	380	382
39	污染防治及其他廢棄物處理服務 Remediation and other waste management services	3	2	2	3	2
<b>F</b>	<b>建築地盤</b> <b>Construction sites</b>	<b>1 565</b>	<b>1 585</b>	<b>1 596</b>	<b>1 678</b>	<b>1 624</b>
	<b>公營地盤</b> <b>Public sector sites</b>	<b>653</b>	<b>669</b>	<b>651</b>	<b>703</b>	<b>762</b>
	樓宇建築地盤 Building sites	299	315	305	363	394
	土木工程地盤 Civil engineering sites	354	354	346	340	368
	<b>私營地盤</b> <b>Private sector sites</b>	<b>912</b>	<b>916</b>	<b>945</b>	<b>975</b>	<b>862</b>
	樓宇建築地盤 Building sites	817	824	853	878	783
	土木工程地盤 Civil engineering sites	95	92	92	97	79
<b>G</b>	<b>進出口貿易、批發及零售<sup>(1)</sup></b> <b>Import/export, wholesale and retail trades</b>	<b>177 011</b>	<b>176 302</b>	<b>173 926</b>	<b>172 472</b>	<b>170 545</b>
	<b>進出口貿易及批發</b> <b>Import/export trade and wholesale</b>	<b>112 437</b>	<b>111 950</b>	<b>110 742</b>	<b>110 061</b>	<b>108 642</b>
45	進出口貿易 Import and export trade	98 989	98 592	97 509	96 880	95 622
46	批發 Wholesale	13 448	13 358	13 233	13 181	13 020
	<b>零售<sup>(1)</sup></b> <b>Retail</b>	<b>64 574</b>	<b>64 352</b>	<b>63 184</b>	<b>62 411</b>	<b>61 903</b>
47	零售業 Retail trade	64 574	64 352	63 184	62 411	61 903
<b>H</b>	<b>運輸、倉庫、郵政及速遞服務<sup>(1)</sup></b> <b>Transportation, storage, postal and courier services</b>	<b>10 230</b>	<b>10 205</b>	<b>10 112</b>	<b>10 121</b>	<b>10 095</b>
49	陸路運輸 Land transport	1 642	1 614	1 590	1 577	1 565
50	水上運輸 Water transport	407	409	406	407	406

**表 5 (續) 按行業主類／行業大類劃分的機構單位數目 (政府部門除外)**  
**Table 5 (cont'd) Number of establishments (excluding civil service) analysed by industry section / industry division**

香港標準 行業分類 2.0 版編碼 HSIC V2.0 code	行業主類／行業大類 Industry section / Industry division	機構單位數目 No. of establishments				
		2019 3月 Mar	2019 6月 Jun	2019 9月 Sep	2019 12月 Dec	2020 3月 Mar
51	航空運輸 Air transport	169	164	166	167	169
52	貨倉及運輸輔助服務 Warehousing and support services for transportation	7 177	7 196	7 133	7 163	7 159
53	郵政及速遞服務 Postal and courier services	835	822	817	807	796
<b>I</b>	<b>住宿及膳食服務<sup>(1)</sup></b> <b>Accommodation and food services</b>	<b>19 560</b>	<b>19 751</b>	<b>19 292</b>	<b>18 944</b>	<b>18 490</b>
55	住宿服務 Accommodation services	1 274	1 271	1 274	1 261	1 209
56	餐飲服務 Food and beverage services	18 286	18 480	18 018	17 683	17 281
<b>J</b>	<b>資訊及通訊</b> <b>Information and communications</b>	<b>14 868</b>	<b>14 966</b>	<b>14 900</b>	<b>14 917</b>	<b>14 967</b>
58	出版 Publishing	1 551	1 546	1 511	1 490	1 489
59	電影、錄像及電視節目製作、錄音及音樂出版 Motion picture, video and television programme production, sound recording and music publishing	2 963	2 981	2 987	2 989	2 998
60	節目編製及廣播 Programming and broadcasting					
61	電訊 Telecommunications	376	382	377	380	381
62	資訊科技服務 Information technology services	8 780	8 851	8 818	8 847	8 881
63	資訊服務 Information services	1 198	1 206	1 207	1 211	1 218
<b>K</b>	<b>金融及保險<sup>(1)</sup></b> <b>Financing and insurance</b>	<b>27 116</b>	<b>27 336</b>	<b>27 331</b>	<b>27 397</b>	<b>27 419</b>
64	金融服務 (保險及退休基金除外) Financial services (except insurance and pension funding)	8 333	8 402	8 407	8 437	8 442
65	保險 Insurance	177	175	171	172	175
66	金融保險輔助服務 Services auxiliary to financial and insurance services	18 606	18 759	18 753	18 788	18 802

表 5 (續) 按行業主類／行業大類劃分的機構單位數目 (政府部門除外)  
Table 5 (cont'd) Number of establishments (excluding civil service) analysed by industry section / industry division

香港標準 行業分類 2.0 版編碼 HSIC V2.0 code	行業主類／行業大類 Industry section / Industry division	機構單位數目 No. of establishments				
		2019 3月 Mar	2019 6月 Jun	2019 9月 Sep	2019 12月 Dec	2020 3月 Mar
<b>L</b>	<b>地產</b> <b>Real estate</b>	<b>17 153</b>	<b>17 261</b>	<b>17 234</b>	<b>17 271</b>	<b>17 261</b>
68	地產 Real estate	17 153	17 261	17 234	17 271	17 261
<b>M &amp; N</b>	<b>專業及商用服務<sup>(1)</sup></b> <b>Professional and business services</b>	<b>49 627</b>	<b>49 966</b>	<b>49 893</b>	<b>49 923</b>	<b>50 052</b>
<b>M</b>	<b>專業、科學及技術服務</b> <b>Professional, scientific and technical services</b>	<b>35 385</b>	<b>35 671</b>	<b>35 720</b>	<b>35 776</b>	<b>35 939</b>
69	法律及會計服務 Legal and accounting services	8 584	8 635	8 662	8 692	8 709
70	總辦事處；管理及管理顧問服務 Activities of head offices; management and management consultancy services	9 266	9 421	9 500	9 539	9 595
71	建築及工程服務、技術測試及分析 Architecture and engineering services, technical testing and analysis	3 636	3 644	3 635	3 639	3 676
72	科學研究及發展 Scientific research and development	345	351	357	368	379
74	廣告及市場研究 Advertising and market research	3 701	3 699	3 679	3 663	3 687
73	獸醫 Veterinary services	9 853	9 921	9 887	9 875	9 893
75	其他專業、科學及技術服務 Other professional, scientific and technical services					
<b>N</b>	<b>行政及支援服務<sup>(1)</sup></b> <b>Administrative and support services</b>	<b>14 242</b>	<b>14 295</b>	<b>14 173</b>	<b>14 147</b>	<b>14 113</b>
77	租賃服務 Rental and leasing services	763	763	748	744	747
78	就業服務 Employment services	3 084	3 100	3 056	3 063	3 058
79	旅行代理、代訂服務及相關服務 Travel agency, reservation service and related services	2 890	2 888	2 850	2 816	2 780
80	保安及偵查服務 Security and investigation services	249	253	256	259	264
81	建築物及園境護理服務 Services to buildings and landscape care	1 876	1 886	1 881	1 887	1 882
82	辦公室行政、辦公室支援及其他商業支援服務 Office administrative, office support and other business support services	5 380	5 405	5 382	5 378	5 382

表 5 (續) 按行業主類／行業大類劃分的機構單位數目 (政府部門除外)  
Table 5 (cont'd) Number of establishments (excluding civil service) analysed by industry section / industry division

香港標準 行業分類 2.0 版編碼 HSIC V2.0 code	行業主類／行業大類 Industry section / Industry division	機構單位數目 No. of establishments				
		2019 3月 Mar	2019 6月 Jun	2019 9月 Sep	2019 12月 Dec	2020 3月 Mar
<b>P - S</b>	<b>社會及個人服務<sup>(1)</sup></b> <b>Social and personal services</b>	<b>52 142</b>	<b>52 494</b>	<b>52 526</b>	<b>52 337</b>	<b>51 950</b>
<b>P</b>	<b>教育</b> <b>Education</b>	<b>16 230</b>	<b>16 388</b>	<b>16 445</b>	<b>16 409</b>	<b>16 155</b>
85	教育 Education	16 230	16 388	16 445	16 409	16 155
<b>Q</b>	<b>人類保健及社會工作服務<sup>(1)</sup></b> <b>Human health and social work services</b>	<b>12 095</b>	<b>12 193</b>	<b>12 254</b>	<b>12 285</b>	<b>12 302</b>
86	人類保健服務 Human health services	8 847	8 921	8 976	9 006	9 021
87	住宿護理服務 Residential care services	1 149	1 172	1 174	1 175	1 177
88	社會工作服務 Social work services	2 099	2 100	2 104	2 104	2 104
<b>R</b>	<b>藝術、娛樂及康樂活動<sup>(1)</sup></b> <b>Arts, entertainment and recreation</b>	<b>3 452</b>	<b>3 471</b>	<b>3 469</b>	<b>3 451</b>	<b>3 437</b>
90	創作及表演藝術活動 Creative and performing arts activities	1 886	1 874	1 874	1 853	1 848
91	圖書館、檔案保存、博物館及其他文化活動 Libraries, archives, museums and other cultural activities	95	93	96	101	101
92	遊樂園及主題樂園 Amusement parks and theme parks	11	11	10	10	10
93	體育及其他娛樂服務 Sports and other entertainment services	1 460	1 493	1 489	1 487	1 478
<b>S</b>	<b>其他服務<sup>(1)</sup></b> <b>Other services</b>	<b>20 365</b>	<b>20 442</b>	<b>20 358</b>	<b>20 192</b>	<b>20 056</b>
94	會員制組織活動 Activities of membership organisations	1 384	1 390	1 395	1 395	1 394
95	汽車、電單車、電腦、個人及家庭用品修理 Repair of motor vehicles, motorcycles, computers, personal and household goods	6 645	6 657	6 583	6 520	6 479
96	其他個人服務 Other personal services	12 336	12 395	12 380	12 277	12 183
<b>以上行業主類總計<sup>(1)</sup></b> <b>Total of industry sections above</b>		<b>378 965</b>	<b>379 471</b>	<b>376 301</b>	<b>374 465</b>	<b>371 722</b>

註釋：(1) 數字只涉及有關統計調查所包括的行業，詳情請參閱第 18 頁的「註釋」。

Note: Figures relate only to those industries covered. Please refer to the "Notes" on page 18 for details.

表 6 按選定行業中類／行業小類／行業小分類劃分的機構單位數目、就業人數及職位空缺數目（公務員除外）

Table 6 Number of establishments, persons engaged and vacancies (other than those in the civil service) analysed by selected industry group / industry class / industry sub-class

香港標準 行業分類 2.0 版編碼 HSIC V2.0 code	行業中類／行業小類／行業小分類 Industry group / Industry class / Industry sub-class	機構單位數目 No. of establishments		就業人數 No. of persons engaged		職位空缺數目 No. of vacancies	
		2019 12月 Dec	2020 3月 Mar	2019 12月 Dec	2020 3月 Mar	2019 12月 Dec	2020 3月 Mar
		<b>C</b>	<b>製造 Manufacturing</b>				
131	紡紗、梭織及紡織品的染整 Spinning, weaving and finishing of textiles	99	97	362	348	0	0
1311	紡織纖維的紡紗及紡前處理 Preparation and spinning of textile fibres	6	6	22	22	0	0
1312	梭織 Weaving of textiles						
131201	梭織棉布 Weaving, cotton	4	4	5	5	0	0
1313	紡織品的染整（印刷用絲網的製造除外） Dyeing and finishing of textiles (excl. manufacturing of silkscreen for printing)	93	91	340	326	0	0
131304	梭織布料漂染 Bleaching and dyeing of woven fabrics	14	14	75	70	0	0
139	其他紡織品的製造 Manufacture of other textiles	253	252	1 497	1 480	9	0
141	成衣的製造（毛皮衣服、針織及鉤針編織衣服除外） Manufacture of wearing apparel (except fur, knitted and crocheted apparel)	471	469	2 363	2 436	11	7
142	毛皮製品的製造 Manufacture of articles of fur						
1411	服裝及衣服的製造 Manufacture of garments and clothing	430	429	2 190	2 265	11	7
141101	外衣的縫製（皮革衣服、雨衣及直接由紗線原件針織的衣物除外） Manufacture of outer garments (excl. leather garment, raincoat, knitwear from yarn)	406	405	1 966	1 979	10	6
141102	裁縫（不設工場的裁縫店除外） Tailoring (excl. custom tailoring without workshop)						
141103	雨衣的縫製 Manufacture of raincoats						
141104	內衣及睡衣的縫製 Manufacture of under garments and night garments	4	5	74	137	1	1

表 6 (續) 按選定行業中類／行業小類／行業小分類劃分的機構單位數目、就業人數及職位空缺數目（公務員除外）

Table 6 (cont'd) Number of establishments, persons engaged and vacancies (other than those in the civil service) analysed by selected industry group / industry class / industry sub-class

香港標準 行業分類 2.0 版編碼 HSIC V2.0 code	行業中類／行業小類／行業小分類 Industry group / Industry class / Industry sub-class	機構單位數目 No. of establishments		就業人數 No. of persons engaged		職位空缺數目 No. of vacancies	
		2019 12月 Dec	2020 3月 Mar	2019 12月 Dec	2020 3月 Mar	2019 12月 Dec	2020 3月 Mar
		143	針織或鉤針編織衣服的製造 Manufacture of knitted and crocheted apparel	53	52	755	735
1432	針織或鉤針編織外衣（非針織衣服、雨衣及皮革衣服除外）的製造 Manufacture of knitted and crocheted outerwear (excl. garment not knitted, raincoat, leather garment)	53	52	755	735	0	0
170	紙及紙製品的製造 Manufacture of paper and paper products	188	188	614	612	0	0
1702	紙容器及紙板容器的製造 Manufacture of containers of paper and paperboard	111	110	289	293	0	0
181	印刷及與印刷相關的服務 Printing and services related to printing	1 981	1 977	11 471	11 395	62	52
1811	印刷 Printing	1 795	1 792	10 446	10 377	62	52
261	電子組件及介板的製造 Manufacture of electronic components and boards	50	50	1 139	1 080	9	10
262	電腦及其周邊設備的製造 Manufacture of computers and peripheral equipment	15	15	171	163	0	0
263	通訊設備的製造 Manufacture of communication equipment	14	14	56	55	0	0
264	影音器材的製造 Manufacture of audio and video equipment						
265	計時、量度、檢驗、導航及控制用設備的製造 Manufacture of timing, measuring, testing, navigating and control equipment	75	71	541	527	4	1
2652	鐘錶的製造 Manufacture of watches and clocks	58	54	429	417	0	1
265201	機械鐘及鐘肉、機械錶及錶肉的製造 Manufacture of mechanical watches, watch movements, mechanical clocks and clock movements	8	8	152	154	0	0
265202	電子鐘及鐘肉、電子錶及錶肉的製造 Manufacture of electronic watches, watch movements, electronic clocks and clock movements	19	17	181	164	0	1

表 6 (續) 按選定行業中類／行業小類／行業小分類劃分的機構單位數目、就業人數及職位空缺數目（公務員除外）

Table 6 (cont'd) Number of establishments, persons engaged and vacancies (other than those in the civil service) analysed by selected industry group / industry class / industry sub-class

香港標準 行業分類 2.0 版編碼 HSIC V2.0 code	行業中類／行業小類／行業小分類 Industry group / Industry class / Industry sub-class	機構單位數目 No. of establishments		就業人數 No. of persons engaged		職位空缺數目 No. of vacancies	
		2019 12月 Dec	2020 3月 Mar	2019 12月 Dec	2020 3月 Mar	2019 12月 Dec	2020 3月 Mar
265203	鐘錶殼及其他鐘錶零件的製造 Manufacture of cases and parts for watches and clocks n.e.c.	31	29	96	99	0	0
266	輻射、電子醫學及電子診療設備的製造 Manufacture of irradiation, electromedical and electrotherapeutic equipment	8	8	81	85	9	5
267	光學儀器及設備（眼科用品除外）的製造 Manufacture of optical instruments and equipment (except ophthalmic goods)						
268	磁性及光學媒體的製造 Manufacture of magnetic and optical media						
301	船艇的製造 Building of ships and boats	11	11	54	59	0	0
3211	珠寶及相關物品的製造 Manufacture of jewellery and related articles	296	291	1 985	1 911	12	20
3243	塑膠玩具的製造 Manufacture of plastic toys	17	16	50	47	0	0
3315	空中、海上及鐵道運輸設備維修 Repair of air, water and rail transport equipment	277	277	10 979	10 975	534	109
<b>G</b>	<b>進出口貿易、批發及零售 <sup>(1)</sup></b> <b>Import/export, wholesale and retail trades</b>						
451425	中成藥及中草藥出口貿易 Export trading of Chinese drugs and herbs	158	154	500	471	0	6
452425	中成藥及中草藥進口批發 Import for wholesale of Chinese drugs and herbs	301	304	1 199	1 237	0	0
460425	中成藥及中草藥批發 Wholesale of Chinese drugs and herbs	303	299	1 185	1 175	15	9
471101	超級市場 Supermarkets	862	854	19 339	19 170	889	929
471102	便利店 Convenience stores	1 335	1 334	11 235	10 932	40	408
471901	百貨公司 Department stores	157	158	11 695	11 582	462	157

表 6 (續) 按選定行業中類／行業小類／行業小分類劃分的機構單位數目、就業人數及職位空缺數目（公務員除外）

Table 6 (cont'd) Number of establishments, persons engaged and vacancies (other than those in the civil service) analysed by selected industry group / industry class / industry sub-class

香港標準 行業分類 2.0 版編碼 HSIC V2.0 code	行業中類／行業小類／行業小分類 Industry group / Industry class / Industry sub-class	機構單位數目 No. of establishments		就業人數 No. of persons engaged		職位空缺數目 No. of vacancies	
		2019 12月 Dec	2020 3月 Mar	2019 12月 Dec	2020 3月 Mar	2019 12月 Dec	2020 3月 Mar
		4771	衣服、鞋類及皮革製品零售店 Retail sale of clothing, footwear and leather articles	12 188	11 945	46 009	44 227
4772	藥物、醫療健康用品、化妝品及個人護理用品零售店 Retail sale of pharmaceutical, medical and health goods, cosmetics and personal care products	5 563	5 505	30 195	29 479	691	114
477201	中草藥及中成藥零售店 Retail sale of Chinese drugs and herbs	1 194	1 178	4 310	4 227	23	33
477202	藥物及健康補給品零售店（兼售或不兼售化妝品及個人護理用品） Retail sale of medicines and health supplements (with or without selling cosmetics and personal care products)	2 417	2 381	15 058	14 799	279	74
477203	醫療用品零售店 Retail sale of medical goods						
477204	化妝品及個人護理用品零售店 Retail sale of cosmetics and personal care products	1 952	1 946	10 827	10 453	389	7
<b>H</b>	<b>運輸、倉庫、郵政及速遞服務<sup>(1)</sup></b> <b>Transportation, storage, postal and courier services</b>						
491	鐵路及纜索運輸 Railway and cable transport	4	4	18 251	18 130	316	375
492	公路運輸 Land transport by road	1 573	1 561	26 881	26 652	575	664
4921	公共巴士服務 Public bus services	6	6	18 800	18 653	501	599
4928	拖頭拖運服務 Transport by tractors	1 567	1 555	8 081	7 999	74	65
502101	持牌及專營渡輪服務 Licensed and franchised ferry services	11	11	1 257	1 260	5	1
510	航空運輸 Air transport	167	169	28 763	27 576	187	90
521	貨倉及倉庫服務 Warehousing and storage	1 108	1 125	10 161	9 948	190	106
5212	通用貨倉 General cargo warehouses	1 080	1 097	9 165	8 962	165	81



表 6 (續) 按選定行業中類／行業小類／行業小分類劃分的機構單位數目、就業人數及職位空缺數目（公務員除外）

Table 6 (cont'd) Number of establishments, persons engaged and vacancies (other than those in the civil service) analysed by selected industry group / industry class / industry sub-class

香港標準 行業分類 2.0 版編碼 HSIC V2.0 code	行業中類／行業小類／行業小分類 Industry group / Industry class / Industry sub-class	機構單位數目 No. of establishments		就業人數 No. of persons engaged		職位空缺數目 No. of vacancies	
		2019 12月 Dec	2020 3月 Mar	2019 12月 Dec	2020 3月 Mar	2019 12月 Dec	2020 3月 Mar
		522	運輸輔助服務 Support services for transportation	6 055	6 034	68 802	67 422
5221	陸路運輸輔助服務 Services incidental to land transportation	614	612	7 868	7 858	316	183
5222	水上運輸輔助服務 Services incidental to water transportation	360	359	6 672	6 461	74	52
5223	航空運輸輔助服務 Services incidental to air transportation	89	89	17 231	16 495	736	192
5229	其他運輸輔助服務 Other transportation support services	4 992	4 974	37 031	36 608	302	167
522901	航空貨運代理服務 Air cargo forwarding services	1 321	1 309	16 331	16 130	153	76
522902	海上貨運代理服務 Sea cargo forwarding services	2 396	2 394	15 703	15 535	118	65
<b>I</b>	<b>住宿及膳食服務<sup>(1)</sup></b> <b>Accommodation and food services</b>						
5501	酒店 Hotels	276	272	38 245	35 258	921	706
561101, 561109-11	中式餐館及酒樓 Chinese restaurants	4 816	4 669	98 080	90 943	947	542
561103-08	非中式餐館 Non-Chinese restaurants	2 534	2 481	32 067	30 572	663	101
5612	快餐店 Fast food shops	1 488	1 468	41 498	40 559	923	644
<b>J</b>	<b>資訊及通訊</b> <b>Information and communications</b>						
581	書籍、期刊的出版及其他出版活動 Publishing of books, periodicals and other publishing activities	1 220	1 216	16 786	16 656	226	172
582	軟件出版 Software publishing	270	273	1 755	1 769	25	35
591	電影、錄像及電視節目製作活動 Motion picture, video and television programme activities	2 439	2 449	9 268	9 203	98	97
592	錄音及音樂出版活動 Sound recording and music publishing activities	505	505	1 173	1 151	19	5

表 6 (續) 按選定行業中類／行業小類／行業小分類劃分的機構單位數目、就業人數及職位空缺數目（公務員除外）

Table 6 (cont'd) Number of establishments, persons engaged and vacancies (other than those in the civil service) analysed by selected industry group / industry class / industry sub-class

香港標準 行業分類 2.0 版編碼 HSIC V2.0 code	行業中類／行業小類／行業小分類 Industry group / Industry class / Industry sub-class	機構單位數目 No. of establishments		就業人數 No. of persons engaged		職位空缺數目 No. of vacancies	
		2019 12月 Dec	2020 3月 Mar	2019 12月 Dec	2020 3月 Mar	2019 12月 Dec	2020 3月 Mar
611	電訊網絡營運 Telecommunications network operation	58	55	12 846	12 867	295	290
619	其他電訊服務 Other telecommunications services	322	326	6 974	6 968	150	96
6191	互聯網接駁服務 Internet access services	52	55	1 423	1 443	23	11
6199	其他雜項電訊服務 Other miscellaneous telecommunications services n.e.c.	270	271	5 551	5 525	127	85
620	資訊科技服務 Information technology services	8 847	8 881	47 859	47 594	1 502	1 286
<b>K</b>	<b>金融及保險<sup>(1)</sup> Financing and insurance</b>						
6412	本地銀行單位 Domestic banking units	1 398	1 400	100 309	100 304	3 294	2 708
641201	持牌銀行 Licensed banks	1 318	1 322	96 589	96 634	3 231	2 663
641202	有限制牌照銀行 Restricted licensed banks	25	25	3 032	2 994	54	45
641203	接受存款公司 Deposit-taking companies	55	53	688	676	9	0
642	投資及控股公司 Investment and holding companies	4 407	4 409	26 554	26 779	277	204
6611	證券及期貨市場管理 Administration of marketplaces for securities and commodity contracts	1 051	1 040	24 240	23 953	302	212
6612	證券及期貨處理服務 Securities and commodity contracts dealing services						
662	保險及退休基金輔助服務 Services auxiliary to insurance and pension funding	12 940	12 948	23 564	23 451	794	850
<b>L</b>	<b>地產 Real estate</b>						
681	涉及自置或租賃物業的地產服務 Real estate services with own or leased property	9 149	9 156	28 924	28 773	318	282

表 6 (續) 按選定行業中類／行業小類／行業小分類劃分的機構單位數目、就業人數及職位空缺數目（公務員除外）

Table 6 (cont'd) Number of establishments, persons engaged and vacancies (other than those in the civil service) analysed by selected industry group / industry class / industry sub-class

香港標準 行業分類 2.0 版編碼 HSIC V2.0 code	行業中類／行業小類／行業小分類 Industry group / Industry class / Industry sub-class	機構單位數目 No. of establishments		就業人數 No. of persons engaged		職位空缺數目 No. of vacancies	
		2019 12月 Dec	2020 3月 Mar	2019 12月 Dec	2020 3月 Mar	2019 12月 Dec	2020 3月 Mar
		6811	地產發展 Real estate development	592	596	3 917	3 928
682	按收費或以合約形式進行的地產服務 Real estate services on a fee or contract basis	8 122	8 105	106 114	105 696	2 960	2 732
6821	地產經紀及代理 Real estate brokerage and agency	5 637	5 606	28 825	28 246	509	453
6822	地產保養管理服務 Real estate maintenance management	2 144	2 153	76 311	76 448	2 436	2 262
<b>M &amp; N</b>	<b>專業及商用服務<sup>(1)</sup></b> <b>Professional and business services</b>						
691	法律服務 Legal services	2 830	2 840	24 851	24 924	204	198
692	會計、簿記及核數服務、稅務顧問 Accounting, bookkeeping and auditing services, tax consultancy	5 862	5 869	32 002	32 470	585	469
711	與建造及地產活動相關的建築、測量及工程服務 Architectural, surveying and engineering services related to real estate and construction	2 604	2 631	29 698	29 598	327	327
712	技術測試及分析 Technical testing and analysis	553	560	10 863	10 937	225	261
719	其他與建造及地產活動無關的工程、技術及顧問服務 Engineering, technical and consultancy services not related to construction and real estate n.e.c.	482	485	1 811	1 817	18	16
811	病媒防治服務 Pest control services	1 607	1 601	80 645	80 448	1 585	1 296
812	清潔服務 Cleaning services						
<b>P - S</b>	<b>社會及個人服務<sup>(1)</sup></b> <b>Social and personal services</b>						
871	護養院 Nursing homes	53	53	3 683	3 763	314	249
873	長者住宿照顧服務 Residential care services for the elderly	723	723	21 855	21 867	2 300	2 247
941	企業、僱主及專業會員制組織活動 Activities of business, employers and professional membership organisations	463	459	4 012	3 903	157	135

表 6 (續) 按選定行業中類／行業小類／行業小分類劃分的機構單位數目、就業人數及職位空缺數目（公務員除外）

Table 6 (cont'd) Number of establishments, persons engaged and vacancies (other than those in the civil service) analysed by selected industry group / industry class / industry sub-class

香港標準 行業分類 2.0 版編碼 HSIC V2.0 code	行業中類／行業小類／行業小分類 Industry group / Industry class / Industry sub-class	機構單位數目 No. of establishments		就業人數 No. of persons engaged		職位空缺數目 No. of vacancies	
		2019 12月 Dec	2020 3月 Mar	2019 12月 Dec	2020 3月 Mar	2019 12月 Dec	2020 3月 Mar
		949	其他會員制組織活動 Activities of other membership organisations n.e.c.	932	935	7 211	7 161
951	汽車及電單車維修服務 Servicing and repairing of motor vehicles and motorcycles	3 045	3 039	10 582	10 383	134	85
952	電腦及通訊設備修理 Repair of computers and communications equipment	679	674	1 920	1 870	10	0
953	個人及家庭用品修理 Repair of personal and household goods	2 796	2 766	6 047	5 881	41	25
9601	洗滌及乾洗服務 Laundry and dry-cleaning services	1 206	1 196	5 739	5 505	158	62
9602	美容及美體護理 Beauty and body prettifying treatment	10 430	10 354	38 096	37 182	605	280
	<b>電子業<sup>(2)</sup></b> <b>Electronics</b>	<b>183</b>	<b>175</b>	<b>2 019</b>	<b>1 917</b>	<b>15</b>	<b>12</b>

註釋：(1) 數字只涉及有關統計調查所包括的行業，詳情請參閱第 18 頁的「註釋」。

Notes: Figures relate only to those industries covered. Please refer to the "Notes" on page 18 for details.

(2) 政府統計處曾詳細研究電子產品及電子業的統計分類事項，並曾就此徵詢有關的工商業機構，詳情刊載於《香港統計月刊》1986年3月號的特刊內。在「香港標準行業分類2.0版」中，電子業包括下列行業組別：-

The statistical classification of electronic products and the electronics industry had been studied by the Census and Statistics Department in consultation with relevant trade and industrial organisations. Details are given in a special review article published in the March 1986 issue of the *Hong Kong Monthly Digest of Statistics*. The electronics industry in the HSIC V2.0 covers the following industries :-

261	電子組件及介板的製造	Manufacture of electronic components and boards
262	電腦及其周邊設備的製造	Manufacture of computers and peripheral equipment
263	通訊設備的製造	Manufacture of communication equipment
264	影音器材的製造	Manufacture of audio and video equipment
2651	量度、檢驗、導航及控制用設備的製造	Manufacture of measuring, testing, navigating and control equipment
265202	電子鐘及鐘肉、電子錶及錶肉的製造	Manufacture of electronic watches, watch movements, electronic clocks and clock movements
268	磁性及光學媒體的製造	Manufacture of magnetic and optical media
2731	電力電線、光纖電纜及其他電纜的製造	Manufacture of electric wire, fibre optic cables and other cables
279	其他電力設備的製造	Manufacture of other electrical equipment
2817	辦公室機械設備的製造（電腦及其周邊設備除外）	Manufacture of office machinery and equipment (except computers and peripheral equipment)
3245	電子遊戲用品及玩具的製造	Manufacture of electronic games and toys

表 7 按零售商類別劃分的零售業機構單位數目、就業人數及職位空缺數目  
(公務員除外)

Table 7 Number of establishments, persons engaged and vacancies (other than those in the civil service) in the retail trade analysed by type of retail outlet

零售商類別 Type of retail outlet	機構單位數目 No. of establishments		就業人數 No. of persons engaged		職位空缺數目 No. of vacancies	
	2019 12月 Dec	2020 3月 Mar	2019 12月 Dec	2020 3月 Mar	2019 12月 Dec	2020 3月 Mar
	<b>食品、酒類飲品及煙草(超級市場/便利店除外)</b> <b>Food, alcoholic drinks and tobacco (other than supermarkets / convenience stores)</b>	<b>13 219</b>	<b>13 089</b>	<b>42 972</b>	<b>42 248</b>	<b>628</b>
其中: Of which:						
麵包、糕餅、糖果及餅乾 Bread, pastry, confectionery and biscuits	2 198	2 151	12 587	12 255	364	6
<b>超級市場/便利店</b> <b>Supermarkets / Convenience stores</b>	<b>2 197</b>	<b>2 188</b>	<b>30 574</b>	<b>30 102</b>	<b>929</b>	<b>1 337</b>
<b>燃料</b> <b>Fuels</b>	<b>308</b>	<b>310</b>	<b>2 916</b>	<b>2 923</b>	<b>97</b>	<b>22</b>
<b>衣物、鞋類及有關製品</b> <b>Clothing, footwear and allied products</b>	<b>11 502</b>	<b>11 270</b>	<b>41 695</b>	<b>40 049</b>	<b>764</b>	<b>410</b>
其中: Of which:						
服裝 Wearing apparel	10 025	9 847	36 046	34 616	649	406
鞋類、有關製品及其他衣物配件 Footwear, allied products and other clothing accessories	1 477	1 423	5 649	5 433	115	4
<b>耐用消費品</b> <b>Consumer durable goods</b>	<b>6 185</b>	<b>6 117</b>	<b>28 013</b>	<b>27 161</b>	<b>427</b>	<b>283</b>
其中: Of which:						
汽車及汽車零件 Motor vehicles and parts	1 184	1 166	5 312	5 283	81	32
電器及攝影器材 Electrical goods and photographic equipment	2 785	2 759	11 183	10 705	244	100
<b>百貨公司</b> <b>Department stores</b>	<b>157</b>	<b>158</b>	<b>11 695</b>	<b>11 582</b>	<b>462</b>	<b>157</b>

表 7 (續) 按零售商類別劃分的零售業機構單位數目、就業人數及職位空缺數目  
(公務員除外)

Table 7 (cont'd) Number of establishments, persons engaged and vacancies (other than those in the civil service) in the retail trade analysed by type of retail outlet

零售商類別 Type of retail outlet	機構單位數目 No. of establishments		就業人數 No. of persons engaged		職位空缺數目 No. of vacancies	
	2019 12月 Dec	2020 3月 Mar	2019 12月 Dec	2020 3月 Mar	2019 12月 Dec	2020 3月 Mar
	<b>珠寶首飾、鐘錶及名貴禮物</b> <b>Jewellery, watches and clocks, and valuable gifts</b>	<b>3 629</b>	<b>3 580</b>	<b>18 355</b>	<b>17 474</b>	<b>91</b>
<b>其他消費品</b> <b>Other consumer goods</b>	<b>25 214</b>	<b>25 191</b>	<b>84 838</b>	<b>83 382</b>	<b>1 467</b>	<b>565</b>
其中: Of which:						
書報、文具及禮品 Books, newspapers, stationery and gifts	1 755	1 719	5 334	4 937	57	33
中藥 Chinese drugs and herbs	1 194	1 178	4 310	4 227	23	33
藥物及化妝品 Medicines and cosmetics	4 174	4 132	25 194	24 544	657	48
<b>所有零售商類別</b> <b>All retail outlets</b>	<b>62 411</b>	<b>61 903</b>	<b>261 058</b>	<b>254 921</b>	<b>4 865</b>	<b>3 048</b>

註釋：有關零售商的「香港標準行業分類 2.0 版」編碼，請參閱附錄乙。  
Note: Please refer to Appendix B for the HSIC V2.0 codes of the retail outlet.

**表 8 按行業主類／行業大類及性別劃分的就業人數（公務員除外）**  
**Table 8 Number of persons engaged (other than those in the civil service) analysed by industry section / industry division and sex**

香港標準 行業分類 2.0 版編碼 HSIC V2.0 code	行業主類／行業大類 Industry section / Industry division	就業人數 No. of persons engaged					
		2019年12月 December 2019			2020年3月 March 2020		
		男性 Male	女性 Female	總計 Total	男性 Male	女性 Female	總計 Total
<b>B</b>	<b>採礦及採石 Mining and quarrying</b>	<b>17</b>	<b>0</b>	<b>17</b>	<b>30</b>	<b>0</b>	<b>30</b>
08	採石及其他非金屬礦的採掘 Quarrying and other mining of non-metal ores	17	0	17	30	0	30
<b>C</b>	<b>製造 Manufacturing</b>	<b>52 983</b>	<b>32 404</b>	<b>85 387</b>	<b>52 079</b>	<b>32 160</b>	<b>84 239</b>
10	食品的製造 Manufacture of food products	13 757	12 506	26 263	12 417	13 326	25 743
11	飲品的製造 Manufacture of beverages	2 373	862	3 235	2 421	796	3 217
12	煙草製品的製造 Manufacture of tobacco products	366	229	595	373	223	596
13	紡織品的製造 Manufacture of textiles	893	966	1 859	822	1 006	1 828
14	成衣的製造 Manufacture of wearing apparel	1 354	1 764	3 118	1 486	1 685	3 171
15	皮革及相關製品的製造 Manufacture of leather and related products						
16	木材及木製品、水松製品、草編及編結材料製品的製造（傢具及玩具除外） Manufacture of wood and of products of wood and cork, articles of straw and plaiting materials (except furniture and toys)	191	118	309	207	102	309
17	紙及紙製品的製造 Manufacture of paper and paper products	366	248	614	456	156	612
18	印刷及已儲錄資料媒體的複製 Printing and reproduction of recorded media	7 516	4 193	11 709	7 899	3 704	11 603
19	焦煤和精煉石油產品的製造 Manufacture of coke and refined petroleum products						
20	化學品及化學產品的製造 Manufacture of chemicals and chemical products	1 084	447	1 531	1 090	442	1 532
21	藥品、醫藥化學劑和植物藥材的製造 Manufacture of pharmaceuticals, medicinal chemical and botanical products	2 202	3 255	5 457	1 976	3 392	5 368

**表 8 (續) 按行業主類／行業大類及性別劃分的就業人數（公務員除外）**  
**Table 8 (cont'd) Number of persons engaged (other than those in the civil service) analysed by industry section / industry division and sex**

香港標準 行業分類 2.0 版編碼 HSIC V2.0 code	行業主類／行業大類 Industry section / Industry division	就業人數 No. of persons engaged					
		2019年12月 December 2019			2020年3月 March 2020		
		男性 Male	女性 Female	總計 Total	男性 Male	女性 Female	總計 Total
22	橡膠及塑膠產品的製造（傢具、玩具、體育用品及文具除外） Manufacture of rubber and plastics products (except furniture, toys, sports goods and stationery)	1 080	711	1 791	1 169	566	1 735
23	其他非金屬礦產產品的製造 Manufacture of other non-metallic mineral products	1 083	398	1 481	1 188	304	1 492
24	基本金屬的製造 Manufacture of basic metals	724	164	888	595	218	813
25	金屬製品的製造（機械及設備除外） Manufacture of fabricated metal products (except machinery and equipment)	1 570	577	2 147	1 534	600	2 134
26	電腦、電子及光學產品的製造 Manufacture of computer, electronic and optical products	1 081	907	1 988	1 005	905	1 910
27	電器設備的製造 Manufacture of electrical equipment	777	367	1 144	757	382	1 139
28	其他機械設備的製造 Manufacture of machinery and equipment n.e.c.	1 025	193	1 218	917	264	1 181
29	汽車的裝嵌 Body assembly of motor vehicles	283	40	323	279	53	332
30	其他運輸設備的製造 Manufacture of other transport equipment						
31	傢具的製造 Manufacture of furniture	247	80	327	236	81	317
32	其他製造業 Other manufacturing	3 234	1 965	5 199	3 379	1 704	5 083
33	機械及設備的維修及安裝 Repair and installation of machinery and equipment	11 777	2 414	14 191	11 873	2 251	14 124
<b>D &amp; E</b>	<b>電力和燃氣供應及廢棄物管理 Electricity and gas supply, and waste management</b>	<b>8 834</b>	<b>2 481</b>	<b>11 315</b>	<b>8 599</b>	<b>2 402</b>	<b>11 001</b>
<b>D</b>	<b>電力及燃氣供應 Electricity and gas supply</b>	<b>6 348</b>	<b>1 569</b>	<b>7 917</b>	<b>6 204</b>	<b>1 484</b>	<b>7 688</b>
35	電力及燃氣供應 Electricity and gas supply	6 348	1 569	7 917	6 204	1 484	7 688



**表 8 (續) 按行業主類／行業大類及性別劃分的就業人數（公務員除外）**  
**Table 8 (cont'd) Number of persons engaged (other than those in the civil service) analysed by industry section / industry division and sex**

香港標準 行業分類 2.0 版編碼 HSIC V2.0 code	行業主類／行業大類 Industry section / Industry division	就業人數 No. of persons engaged					
		2019年12月 December 2019			2020年3月 March 2020		
		男性 Male	女性 Female	總計 Total	男性 Male	女性 Female	總計 Total
<b>E</b>	<b>污水處理、廢棄物管理及污染防治服務</b> <b>Sewerage, waste management and remediation services</b>	<b>2 486</b>	<b>912</b>	<b>3 398</b>	<b>2 395</b>	<b>918</b>	<b>3 313</b>
37	污水處理 Sewerage	118	37	155	106	47	153
38	廢棄物的收集、處理及處置；資源的回收處理 Waste collection, treatment and disposal; materials recovery	2 362	873	3 235	2 284	869	3 153
39	污染防治及其他廢棄物處理服務 Remediation and other waste management services	6	2	8	5	2	7
<b>F</b>	<b>建築地盤（只包括地盤工人）</b> <b>Construction sites (manual workers only)</b>	<b>88 663</b>	<b>11 275</b>	<b>99 938</b>	<b>89 829</b>	<b>11 231</b>	<b>101 060</b>
	<b>公營地盤</b> <b>Public sector sites</b>	<b>34 857</b>	<b>2 805</b>	<b>37 662</b>	<b>36 245</b>	<b>2 767</b>	<b>39 012</b>
	樓宇建築地盤 Building sites	19 556	1 868	21 424	20 054	1 769	21 823
	土木工程地盤 Civil engineering sites	15 301	937	16 238	16 191	998	17 189
	<b>私營地盤</b> <b>Private sector sites</b>	<b>53 806</b>	<b>8 470</b>	<b>62 276</b>	<b>53 584</b>	<b>8 464</b>	<b>62 048</b>
	樓宇建築地盤 Building sites	51 585	8 338	59 923	51 159	8 291	59 450
	土木工程地盤 Civil engineering sites	2 221	132	2 353	2 425	173	2 598
<b>G</b>	<b>進出口貿易、批發及零售<sup>(1)</sup></b> <b>Import/export, wholesale and retail trades</b>	<b>363 364</b>	<b>393 092</b>	<b>756 456</b>	<b>352 839</b>	<b>377 461</b>	<b>730 300</b>
	<b>進出口貿易及批發</b> <b>Import/export trade and wholesale</b>	<b>260 771</b>	<b>234 627</b>	<b>495 398</b>	<b>254 472</b>	<b>220 907</b>	<b>475 379</b>
45	進出口貿易 Import and export trade	227 936	211 114	439 050	220 728	199 393	420 121
46	批發 Wholesale	32 835	23 513	56 348	33 744	21 514	55 258
	<b>零售<sup>(1)</sup></b> <b>Retail</b>	<b>102 593</b>	<b>158 465</b>	<b>261 058</b>	<b>98 367</b>	<b>156 554</b>	<b>254 921</b>
47	零售業 Retail trade	102 593	158 465	261 058	98 367	156 554	254 921
<b>H</b>	<b>運輸、倉庫、郵政及速遞服務<sup>(1)</sup></b> <b>Transportation, storage, postal and courier services</b>	<b>117 030</b>	<b>63 197</b>	<b>180 227</b>	<b>115 851</b>	<b>61 446</b>	<b>177 297</b>
49	陸路運輸 Land transport	37 995	7 137	45 132	38 013	6 769	44 782

**表 8 (續) 按行業主類／行業大類及性別劃分的就業人數（公務員除外）**  
**Table 8 (cont'd) Number of persons engaged (other than those in the civil service) analysed by industry section / industry division and sex**

香港標準 行業分類 2.0 版編碼 HSIC V2.0 code	行業主類／行業大類 Industry section / Industry division	就業人數 No. of persons engaged					
		2019年12月 December 2019			2020年3月 March 2020		
		男性 Male	女性 Female	總計 Total	男性 Male	女性 Female	總計 Total
50	水上運輸 Water transport	7 031	4 353	11 384	6 604	4 339	10 943
51	航空運輸 Air transport	10 687	18 076	28 763	9 952	17 624	27 576
52	貨倉及運輸輔助服務 Warehousing and support services for transportation	49 399	29 564	78 963	48 513	28 857	77 370
53	郵政及速遞服務 Postal and courier services	11 918	4 067	15 985	12 769	3 857	16 626
<b>I</b>	<b>住宿及膳食服務<sup>(1)</sup></b> <b>Accommodation and food services</b>	<b>126 068</b>	<b>149 771</b>	<b>275 839</b>	<b>118 327</b>	<b>141 206</b>	<b>259 533</b>
55	住宿服務 Accommodation services	21 228	20 115	41 343	19 766	18 218	37 984
56	餐飲服務 Food and beverage services	104 840	129 656	234 496	98 561	122 988	221 549
<b>J</b>	<b>資訊及通訊</b> <b>Information and communications</b>	<b>71 218</b>	<b>39 064</b>	<b>110 282</b>	<b>71 478</b>	<b>38 263</b>	<b>109 741</b>
58	出版 Publishing	9 635	8 906	18 541	9 367	9 058	18 425
59	電影、錄像及電視節目製作、錄音及音樂出版 Motion picture, video and television programme production, sound recording and music publishing	9 724	6 684	16 408	9 216	6 905	16 121
60	節目編製及廣播 Programming and broadcasting						
61	電訊 Telecommunications	12 342	7 478	19 820	12 468	7 367	19 835
62	資訊科技服務 Information technology services	35 326	12 533	47 859	35 902	11 692	47 594
63	資訊服務 Information services	4 191	3 463	7 654	4 525	3 241	7 766
<b>K</b>	<b>金融及保險<sup>(1)</sup></b> <b>Financing and insurance</b>	<b>116 881</b>	<b>121 632</b>	<b>238 513</b>	<b>116 068</b>	<b>122 110</b>	<b>238 178</b>
64	金融服務（保險及退休基金除外） Financial services (except insurance and pension funding)	67 474	70 217	137 691	67 128	70 765	137 893
65	保險 Insurance	7 320	9 865	17 185	7 092	9 910	17 002
66	金融保險輔助服務 Services auxiliary to financial and insurance services	42 087	41 550	83 637	41 848	41 435	83 283

**表 8 (續) 按行業主類／行業大類及性別劃分的就業人數（公務員除外）**  
**Table 8 (cont'd) Number of persons engaged (other than those in the civil service) analysed by industry section / industry division and sex**

香港標準 行業分類 2.0 版編碼 HSIC V2.0 code	行業主類／行業大類 Industry section / Industry division	就業人數 No. of persons engaged					
		2019年12月 December 2019			2020年3月 March 2020		
		男性 Male	女性 Female	總計 Total	男性 Male	女性 Female	總計 Total
<b>L</b>	<b>地產</b> <b>Real estate</b>	<b>75 742</b>	<b>59 296</b>	<b>135 038</b>	<b>76 815</b>	<b>57 654</b>	<b>134 469</b>
68	地產 Real estate	75 742	59 296	135 038	76 815	57 654	134 469
<b>M &amp; N</b>	<b>專業及商用服務<sup>(1)</sup></b> <b>Professional and business services</b>	<b>194 344</b>	<b>192 897</b>	<b>387 241</b>	<b>190 916</b>	<b>195 253</b>	<b>386 169</b>
<b>M</b>	<b>專業、科學及技術服務</b> <b>Professional, scientific and technical services</b>	<b>99 436</b>	<b>85 718</b>	<b>185 154</b>	<b>97 632</b>	<b>88 214</b>	<b>185 846</b>
69	法律及會計服務 Legal and accounting services	25 559	31 294	56 853	26 239	31 155	57 394
70	總辦事處；管理及管理顧問服務 Activities of head offices; management and management consultancy services	20 263	21 019	41 282	18 853	22 760	41 613
71	建築及工程服務、技術測試及分析 Architecture and engineering services, technical testing and analysis	28 560	13 812	42 372	28 395	13 957	42 352
72	科學研究及發展 Scientific research and development	2 382	875	3 257	2 280	1 081	3 361
74	廣告及市場研究 Advertising and market research	7 767	6 762	14 529	7 258	7 060	14 318
73	獸醫 Veterinary services	14 905	11 956	26 861	14 607	12 201	26 808
75	其他專業、科學及技術服務 Other professional, scientific and technical services						
<b>N</b>	<b>行政及支援服務<sup>(1)</sup></b> <b>Administrative and support services</b>	<b>94 908</b>	<b>107 179</b>	<b>202 087</b>	<b>93 284</b>	<b>107 039</b>	<b>200 323</b>
77	租賃服務 Rental and leasing services	2 246	1 391	3 637	2 255	1 375	3 630
78	就業服務 Employment services	8 853	11 474	20 327	8 439	11 504	19 943
79	旅行代理、代訂服務及相關服務 Travel agency, reservation service and related services	6 900	11 782	18 682	6 274	11 719	17 993
80	保安及偵查服務 Security and investigation services	35 497	18 336	53 833	36 287	17 135	53 422
81	建築物及園境護理服務 Services to buildings and landscape care	30 948	52 900	83 848	29 772	53 935	83 707
82	辦公室行政、辦公室支援及其他商業支援服務 Office administrative, office support and other business support services	10 464	11 296	21 760	10 257	11 371	21 628

**表 8 (續) 按行業主類／行業大類及性別劃分的就業人數（公務員除外）**  
**Table 8 (cont'd) Number of persons engaged (other than those in the civil service) analysed by industry section / industry division and sex**

香港標準 行業分類 2.0 版編碼 HSIC V2.0 code	行業主類／行業大類 Industry section / Industry division	就業人數 No. of persons engaged					
		2019年12月 December 2019			2020年3月 March 2020		
		男性 Male	女性 Female	總計 Total	男性 Male	女性 Female	總計 Total
<b>P - S</b>	<b>社會及個人服務<sup>(1)</sup></b> <b>Social and personal services</b>	<b>184 685</b>	<b>355 064</b>	<b>539 749</b>	<b>184 033</b>	<b>348 268</b>	<b>532 301</b>
<b>P</b>	<b>教育</b> <b>Education</b>	<b>74 482</b>	<b>133 124</b>	<b>207 606</b>	<b>75 390</b>	<b>129 812</b>	<b>205 202</b>
85	教育 Education	74 482	133 124	207 606	75 390	129 812	205 202
<b>Q</b>	<b>人類保健及社會工作服務<sup>(1)</sup></b> <b>Human health and social work services</b>	<b>51 626</b>	<b>153 905</b>	<b>205 531</b>	<b>52 231</b>	<b>153 337</b>	<b>205 568</b>
86	人類保健服務 Human health services	37 590	101 404	138 994	37 639	102 081	139 720
87	住宿護理服務 Residential care services	5 907	28 609	34 516	5 760	28 914	34 674
88	社會工作服務 Social work services	8 129	23 892	32 021	8 832	22 342	31 174
<b>R</b>	<b>藝術、娛樂及康樂活動<sup>(1)</sup></b> <b>Arts, entertainment and recreation</b>	<b>25 815</b>	<b>25 000</b>	<b>50 815</b>	<b>23 947</b>	<b>23 546</b>	<b>47 493</b>
90	創作及表演藝術活動 Creative and performing arts activities	2 506	2 119	4 625	2 259	2 336	4 595
91	圖書館、檔案保存、博物館及其他文化活動 Libraries, archives, museums and other cultural activities	325	485	810	282	494	776
92	遊樂園及主題樂園 Amusement parks and theme parks	3 856	3 863	7 719	3 024	3 216	6 240
93	體育及其他娛樂服務 Sports and other entertainment services	19 128	18 533	37 661	18 382	17 500	35 882
<b>S</b>	<b>其他服務<sup>(1)</sup></b> <b>Other services</b>	<b>32 762</b>	<b>43 035</b>	<b>75 797</b>	<b>32 465</b>	<b>41 573</b>	<b>74 038</b>
94	會員制組織活動 Activities of membership organisations	4 863	6 360	11 223	4 499	6 565	11 064
95	汽車、電單車、電腦、個人及家庭用品修理 Repair of motor vehicles, motorcycles, computers, personal and household goods	15 049	3 500	18 549	14 926	3 208	18 134
96	其他個人服務 Other personal services	12 850	33 175	46 025	13 040	31 800	44 840
	<b>以上行業主類總計<sup>(1)</sup></b> <b>Total of industry sections above</b>	<b>1 399 829</b>	<b>1 420 173</b>	<b>2 820 002</b>	<b>1 376 864</b>	<b>1 387 454</b>	<b>2 764 318</b>

註釋：(1) 數字只涉及有關統計調查所包括的行業，詳情請參閱第 18 頁的「註釋」。

Note: Figures relate only to those industries covered. Please refer to the "Notes" on page 18 for details.

表 9 按行業主類及機構規模劃分的機構單位數目及就業人數（公務員除外）

Table 9 Number of establishments and persons engaged (other than those in the civil service) analysed by industry section and size of establishment

香港標準 行業分類 2.0 版編碼 HSIC V2.0 code		機構規模 (按就業人數劃分) Size of establishment (in terms of number of persons engaged)	2020年3月 March 2020			
			機構單位數目 No. of establishments	就業人數 No. of persons engaged		總計 Total
行業主類 Industry section		男性 Male		女性 Female		
<b>B</b>	採礦及採石	1 - 9	0	0	0	0
	<b>Mining and</b>	10 - 19	0	0	0	0
	<b>quarrying</b>	20 - 49	1	30	0	30
		<b>小計 Sub-total</b>	<b>1</b>	<b>30</b>	<b>0</b>	<b>30</b>
<b>C</b>	製造	1 - 9	7 426	12 867	6 659	19 526
	<b>Manufacturing</b>	10 - 19	840	6 632	4 091	10 723
		20 - 49	430	7 287	6 241	13 528
		50 - 99	109	4 409	3 413	7 822
		100 - 199	53	4 067	2 923	6 990
		200 - 499	32	5 593	4 632	10 225
		500 - 999	5	2 186	1 089	3 275
		≥ 1 000	6	9 038	3 112	12 150
		<b>小計 Sub-total</b>	<b>8 901</b>	<b>52 079</b>	<b>32 160</b>	<b>84 239</b>
<b>D &amp; E</b>	電力和燃氣供應及廢 棄物管理	1 - 9	345	522	244	766
	<b>Electricity and</b>	10 - 19	33	297	65	362
	<b>gas supply, and</b>	20 - 49	24	501	221	722
	<b>waste</b>	50 - 99	4	143	126	269
	<b>management</b>	100 - 199	7	738	238	976
		200 - 499	1	233	52	285
		500 - 999	0	0	0	0
		≥ 1 000	3	6 165	1 456	7 621
	<b>小計 Sub-total</b>	<b>417</b>	<b>8 599</b>	<b>2 402</b>	<b>11 001</b>	
<b>F</b>	建築地盤（只包括地 盤工人）	1 - 9	815	3 154	229	3 383
	<b>Construction</b>	10 - 19	226	2 670	290	2 960
	<b>sites (manual</b>	20 - 49	251	6 981	763	7 744
	<b>workers only)</b>	50 - 99	119	7 554	633	8 187
		100 - 199	77	9 503	994	10 497
		200 - 499	89	24 393	2 871	27 264
		500 - 999	36	21 871	2 856	24 727
		≥ 1 000	11	13 703	2 595	16 298
	<b>小計 Sub-total</b>	<b>1 624</b>	<b>89 829</b>	<b>11 231</b>	<b>101 060</b>	
<b>G</b>	進出口貿易、批發及 零售 <sup>(1)</sup>	1 - 9	157 275	206 012	195 435	401 447
	<b>Import/export,</b>	10 - 19	8 433	46 719	61 216	107 935
	<b>wholesale and</b>	20 - 49	3 950	50 934	60 589	111 523
	<b>retail trades</b>	50 - 99	550	17 747	21 426	39 173
		100 - 199	231	13 903	17 806	31 709
		200 - 499	87	10 763	14 102	24 865
		500 - 999	17	4 796	6 007	10 803
		≥ 1 000	2	1 965	880	2 845
	<b>小計 Sub-total</b>	<b>170 545</b>	<b>352 839</b>	<b>377 461</b>	<b>730 300</b>	

表 9 (續) 按行業主類及機構規模劃分的機構單位數目及就業人數 (公務員除外)  
Table 9 (cont'd) Number of establishments and persons engaged (other than those in the civil service) analysed by industry section and size of establishment

香港標準 行業分類 2.0 版編碼 HSIC V2.0 code		機構規模 (按就業人數劃分) Size of establishment (in terms of number of persons engaged)	2020年3月 March 2020			
			機構單位數目 No. of establishments	就業人數 No. of persons engaged		總計 Total
行業主類 Industry section		男性 Male		女性 Female		
	<b>進出口貿易及批發</b>	1 - 9	99 960	145 763	108 721	254 484
	<b>Import/export trade</b>	10 - 19	5 109	32 622	33 017	65 639
	<b>and wholesale</b>	20 - 49	2 960	40 622	42 059	82 681
		50 - 99	392	13 753	14 071	27 824
		100 - 199	158	10 425	11 487	21 912
		200 - 499	50	6 808	7 298	14 106
		500 - 999	12	3 599	3 948	7 547
		≥ 1 000	1	880	306	1 186
		<b>小計 Sub-total</b>	<b>108 642</b>	<b>254 472</b>	<b>220 907</b>	<b>475 379</b>
	<b>零售 <sup>(1)</sup></b>	1 - 9	57 315	60 249	86 714	146 963
	<b>Retail</b>	10 - 19	3 324	14 097	28 199	42 296
		20 - 49	990	10 312	18 530	28 842
		50 - 99	158	3 994	7 355	11 349
		100 - 199	73	3 478	6 319	9 797
		200 - 499	37	3 955	6 804	10 759
		500 - 999	5	1 197	2 059	3 256
		≥ 1 000	1	1 085	574	1 659
		<b>小計 Sub-total</b>	<b>61 903</b>	<b>98 367</b>	<b>156 554</b>	<b>254 921</b>
<b>H</b>	<b>運輸、倉庫、郵政及 速遞服務 <sup>(1)</sup></b>	1 - 9	8 018	13 958	8 289	22 247
	<b>Transportation,</b>	10 - 19	1 011	7 947	5 306	13 253
	<b>storage, postal</b>	20 - 49	702	13 412	7 075	20 487
	<b>and courier</b>	50 - 99	186	8 125	4 254	12 379
	<b>services</b>	100 - 199	107	8 577	6 050	14 627
		200 - 499	43	8 928	3 911	12 839
		500 - 999	14	6 451	3 940	10 391
		≥ 1 000	14	48 453	22 621	71 074
		<b>小計 Sub-total</b>	<b>10 095</b>	<b>115 851</b>	<b>61 446</b>	<b>177 297</b>
<b>I</b>	<b>住宿及膳食服務 <sup>(1)</sup></b>	1 - 9	11 217	23 011	27 095	50 106
	<b>Accommodation</b>	10 - 19	3 821	23 354	26 037	49 391
	<b>and food services</b>	20 - 49	2 604	33 993	43 422	77 415
		50 - 99	730	20 305	29 374	49 679
		100 - 199	59	4 038	3 909	7 947
		200 - 499	41	6 856	6 136	12 992
		500 - 999	18	6 770	5 233	12 003
		<b>小計 Sub-total</b>	<b>18 490</b>	<b>118 327</b>	<b>141 206</b>	<b>259 533</b>
<b>J</b>	<b>資訊及通訊</b>	1 - 9	13 533	20 639	8 743	29 382
	<b>Information and</b>	10 - 19	790	6 760	3 848	10 608
	<b>communications</b>	20 - 49	410	7 471	4 919	12 390
		50 - 99	99	4 143	2 671	6 814
		100 - 199	74	6 232	3 686	9 918
		200 - 499	35	5 943	3 773	9 716
		500 - 999	16	6 904	3 710	10 614
		≥ 1 000	10	13 386	6 913	20 299
		<b>小計 Sub-total</b>	<b>14 967</b>	<b>71 478</b>	<b>38 263</b>	<b>109 741</b>

表 9 (續) 按行業主類及機構規模劃分的機構單位數目及就業人數 (公務員除外)  
Table 9 (cont'd) Number of establishments and persons engaged (other than those in the civil service) analysed by industry section and size of establishment

香港標準 行業分類 2.0 版編碼 HSIC 行業主類 V2.0 code Industry section		機構規模 (按就業人數劃分) Size of establishment (in terms of number of persons engaged)	機構單位數目 No. of establishments	2020年3月 March 2020 就業人數 No. of persons engaged		
				男性 Male	女性 Female	總計 Total
K	金融及保險 <sup>(1)</sup> Financing and insurance	1 - 9	25 002	26 188	27 021	53 209
		10 - 19	1 287	8 379	8 512	16 891
		20 - 49	604	8 045	9 379	17 424
		50 - 99	242	8 754	8 453	17 207
		100 - 199	125	8 446	9 291	17 737
		200 - 499	103	16 400	16 393	32 793
		500 - 999	28	10 113	10 172	20 285
		≥ 1 000	28	29 743	32 889	62 632
	<b>小計 Sub-total</b>	<b>27 419</b>	<b>116 068</b>	<b>122 110</b>	<b>238 178</b>	
L	地產 Real estate	1 - 9	15 818	20 754	15 721	36 475
		10 - 19	912	6 895	4 871	11 766
		20 - 49	264	4 153	3 153	7 306
		50 - 99	112	5 005	3 157	8 162
		100 - 199	79	6 537	3 987	10 524
		200 - 499	45	8 121	5 337	13 458
		500 - 999	12	5 683	3 257	8 940
		≥ 1 000	19	19 667	18 171	37 838
	<b>小計 Sub-total</b>	<b>17 261</b>	<b>76 815</b>	<b>57 654</b>	<b>134 469</b>	
M & N	專業及商用服務 <sup>(1)</sup> Professional and business services	1 - 9	45 819	52 051	46 888	98 939
		10 - 19	2 003	11 751	14 638	26 389
		20 - 49	1 528	21 866	25 279	47 145
		50 - 99	314	10 265	12 084	22 349
		100 - 199	189	12 496	13 334	25 830
		200 - 499	113	18 815	17 239	36 054
		500 - 999	43	15 011	14 536	29 547
		≥ 1 000	43	48 661	51 255	99 916
	<b>小計 Sub-total</b>	<b>50 052</b>	<b>190 916</b>	<b>195 253</b>	<b>386 169</b>	
P - S	社會及個人服務 <sup>(1)</sup> Social and personal services	1 - 9	45 073	46 229	67 719	113 948
		10 - 19	2 994	11 186	29 126	40 312
		20 - 49	2 565	17 719	56 449	74 168
		50 - 99	995	24 962	49 520	74 482
		100 - 199	237	10 921	20 438	31 359
		200 - 499	57	7 206	9 906	17 112
		500 - 999	8	1 986	3 716	5 702
		≥ 1 000	21	63 824	111 394	175 218
	<b>小計 Sub-total</b>	<b>51 950</b>	<b>184 033</b>	<b>348 268</b>	<b>532 301</b>	
以上行業主類總計 <sup>(1)</sup> Total of industry sections above	1 - 9	330 341	425 385	404 043	829 428	
	10 - 19	22 350	132 590	158 000	290 590	
	20 - 49	13 333	172 392	217 490	389 882	
	50 - 99	3 460	111 412	135 111	246 523	
	100 - 199	1 238	85 458	82 656	168 114	
	200 - 499	646	113 251	84 352	197 603	
	500 - 999	197	81 771	54 516	136 287	
	≥ 1 000	157	254 605	251 286	505 891	
	<b>總計 Total</b>	<b>371 722</b>	<b>1 376 864</b>	<b>1 387 454</b>	<b>2 764 318</b>	

註釋：(1) 數字只涉及有關統計調查所包括的行業，詳情請參閱第18頁的「註釋」。

Note: Figures relate only to those industries covered. Please refer to the "Notes" on page 18 for details.

**表 10 按行業主類及主要職業組別劃分的職位空缺數目（公務員除外）**  
**Table 10 Number of vacancies (other than those in the civil service)**  
**analysed by industry section and major occupation group**

香港標準 行業分類 2.0 版編碼 HSIC 行業主類 V2.0 code Industry section		主要職業組別 Major occupation group							
		經理及行政級人員 Managers and administrators		專業人員 Professionals		輔助專業人員 Associate professionals		文書支援人員 Clerical support workers	
		2019 12月 Dec	2020 3月 Mar	2019 12月 Dec	2020 3月 Mar	2019 12月 Dec	2020 3月 Mar	2019 12月 Dec	2020 3月 Mar
B	採礦及採石 Mining and quarrying	***	***	***	***	***	***	***	***
C	製造 Manufacturing	15	7	41	43	185	48	149	53
D & E	電力和燃氣供應及廢棄物管理 Electricity and gas supply, and waste management	***	***	***	***	***	***	***	***
F	建築地盤（只包括地盤工人） Construction sites (manual workers only)	-	-	-	-	-	-	-	-
G	進出口貿易、批發及零售 <sup>(1)</sup> Import/export, wholesale and retail trades	483	533	346	633	2 166	1 789	1 183	866
	進出口貿易及批發 Import/export trade and wholesale	422	328	318	512	1 643	1 556	923	680
	零售 <sup>(1)</sup> Retail	61	205	28	121	523	233	260	186
H	運輸、倉庫、郵政及速遞服務 <sup>(1)</sup> Transportation, storage, postal and courier services	157	89	114	58	386	200	678	321
I	住宿及膳食服務 <sup>(1)</sup> Accommodation and food services	73	69	9	8	173	81	115	92
J	資訊及通訊 Information and communications	218	143	1 026	960	1 095	932	114	52
K	金融及保險 <sup>(1)</sup> Financing and insurance	1 450	1 120	1 016	848	2 793	2 359	711	806
L	地產 Real estate	123	98	82	75	566	536	297	258
M & N	專業及商用服務 <sup>(1)</sup> Professional and business services	341	360	813	663	1 684	1 165	639	634
P - S	社會及個人服務 <sup>(1)</sup> Social and personal services	330	342	1 693	2 063	3 753	2 676	2 854	1 557
<b>以上行業主類總計<sup>(1)</sup></b> <b>Total of industry sections above</b>		<b>3 209</b>	<b>2 770</b>	<b>5 142</b>	<b>5 352</b>	<b>12 851</b>	<b>9 809</b>	<b>6 743</b>	<b>4 644</b>



表 10 (續) 按行業主類及主要職業組別劃分的職位空缺數目 (公務員除外)  
Table 10 (cont'd) Number of vacancies (other than those in the civil service)  
analysed by industry section and major occupation group

香港標準 行業分類 2.0 版編碼 HSIC V2.0 code	行業主類 Industry section	主要職業組別 Major occupation group									
		服務工作及銷售 人員 Service and sales workers		工藝及有關人員 Craft and related workers		機台及機器操 作員及裝配員 Plant and machine operators and assemblers		非技術工人 Elementary occupations		總計 Total	
		2019 12月 Dec	2020 3月 Mar	2019 12月 Dec	2020 3月 Mar	2019 12月 Dec	2020 3月 Mar	2019 12月 Dec	2020 3月 Mar	2019 12月 Dec	2020 3月 Mar
B	採礦及採石 Mining and quarrying	***	***	***	***	***	***	***	***	***	***
C	製造 Manufacturing	233	82	698	189	144	61	328	274	1 793	757
D & E	電力和燃氣供應及廢棄物管理 Electricity and gas supply, and waste management	***	***	***	***	***	***	***	***	***	***
F	建築地盤 (只包括地盤工人) Construction sites (manual workers only)	-	-	80	112	357	347	61	39	498	498
G	進出口貿易、批發及零售 <sup>(1)</sup> Import/export, wholesale and retail trades	4 105	2 659	428	183	106	195	805	266	9 622	7 124
	進出口貿易及批發 Import/export trade and wholesale	527	503	340	167	67	175	517	155	4 757	4 076
	零售 <sup>(1)</sup> Retail	3 578	2 156	88	16	39	20	288	111	4 865	3 048
H	運輸、倉庫、郵政及速遞服務 <sup>(1)</sup> Transportation, storage, postal and courier services	305	372	186	167	415	584	576	800	2 817	2 591
I	住宿及膳食服務 <sup>(1)</sup> Accommodation and food services	3 761	2 308	161	33	5	1	565	319	4 862	2 911
J	資訊及通訊 Information and communications	55	79	44	22	0	1	5	5	2 557	2 194
K	金融及保險 <sup>(1)</sup> Financing and insurance	38	48	1	1	4	5	12	12	6 025	5 199
L	地產 Real estate	11	56	122	138	4	28	2 073	1 825	3 278	3 014
M & N	專業及商用服務 <sup>(1)</sup> Professional and business services	174	242	169	176	42	18	3 829	3 187	7 691	6 445
P - S	社會及個人服務 <sup>(1)</sup> Social and personal services	3 564	3 022	137	174	111	48	2 613	1 513	15 055	11 395
<b>以上行業主類總計<sup>(1)</sup> Total of industry sections above</b>		<b>12 249</b>	<b>8 868</b>	<b>2 082</b>	<b>1 225</b>	<b>1 226</b>	<b>1 327</b>	<b>10 931</b>	<b>8 274</b>	<b>54 433</b>	<b>42 269</b>

註釋：(1) 數字只涉及有關統計調查所包括的行業，詳情請參閱第18頁的「註釋」。

Note : Figures relate only to those industries covered. Please refer to the "Notes" on page 18 for details.

**表 11 選定行業主類內經季節性調整及未經調整的就業人數（公務員除外）按3個月的變動百分率**  
**Table 11 Percentage change over 3-month period of the seasonally adjusted and seasonally unadjusted statistics of persons engaged (other than those in the civil service) in selected industry sections**

香港標準 行業分類 2.0 版編碼 HSIC 選定行業主類 V2.0 code Selected industry section		按3個月的變動百分率(%) Percentage change over 3-month period (%)				
		2019 3月 Mar	2019 6月 Jun	2019 9月 Sep	2019 12月 Dec	2020 3月 Mar
<b>所有行業主類<sup>(1)</sup></b> <b>All industry sections covered</b>	<b>經季節性調整</b> <b>Seasonally adjusted</b>	-§	-0.3	-1.0	-0.7	-1.8
	<b>未經季節性調整</b> <b>Seasonally unadjusted</b>	-0.2	-0.4	-1.1	-0.4	-2.0
C	製造 Manufacturing					
	經季節性調整 Seasonally adjusted	-1.7	-0.9	-1.2	-1.5	-1.2
	未經季節性調整 Seasonally unadjusted	-1.7	-1.3	-1.2	-1.1	-1.3
D & E	電力和燃氣供應及廢棄物管理 Electricity and gas supply, and waste management					
	經季節性調整 Seasonally adjusted	+0.5	+2.9	-2.1	-1.3	-1.9
	未經季節性調整 Seasonally unadjusted	-0.5	+3.7	-1.6	-1.7	-2.8
F	建築地盤（只包括地盤工人） Construction sites (manual workers only)					
	經季節性調整 Seasonally adjusted	+2.2	-2.7	-3.9	+1.7	-1.2
	未經季節性調整 Seasonally unadjusted	+4.3	-4.4	-5.7	+3.1	+1.1
G	進出口貿易、批發及零售 <sup>(1)</sup> Import/export, wholesale and retail trades					
	經季節性調整 Seasonally adjusted	-1.5	-1.3	-1.9	-1.9	-2.8
	未經季節性調整 Seasonally unadjusted	-2.1	-1.1	-1.9	-1.6	-3.5
I	住宿及膳食服務 <sup>(1)</sup> Accommodation and food services					
	經季節性調整 Seasonally adjusted	+0.3	-0.7	-4.4	-1.6	-5.5
	未經季節性調整 Seasonally unadjusted	-0.1	-0.2	-4.3	-1.8	-5.9
K - N	金融及保險、地產以及專業及 商用服務 <sup>(1)</sup> Financing and insurance, real estate, and professional and business services					
	經季節性調整 Seasonally adjusted	+0.6	+0.4	+0.1	-0.2	-0.3
	未經季節性調整 Seasonally unadjusted	+0.6	+0.2	+§	-§	-0.3
P - S	社會及個人服務 <sup>(1)</sup> Social and personal services					
	經季節性調整 Seasonally adjusted	+0.7	+0.7	+0.6	+0.3	-1.2
	未經季節性調整 Seasonally unadjusted	+0.6	+0.5	+0.6	+0.6	-1.4

註釋：經季節性調整的數列會因應最新數據的趨勢而定期調整。由於部分行業主類沒有明顯的季節性模式，所以並沒有編製有關的數字。  
 Notes: The seasonally adjusted data series are subject to routine revision when more up-to-date figures become available. Seasonally adjusted data series are not compiled for some industry sections as no clear seasonal patterns are found in these sections.

(1) 數字只涉及有關統計調查所包括的行業，詳情請參閱第18頁的「註釋」。  
 Figures relate only to those industries covered. Please refer to the “Notes” on page 18 for details.

§ 少於0.05%。  
 Less than 0.05%.

表 12 選定行業主類內經季節性調整及未經調整的職位空缺數目（公務員除外）按3個月的變動百分率

Table 12 Percentage change over 3-month period of the seasonally adjusted and seasonally unadjusted statistics of vacancies (other than those in the civil service) in selected industry sections

香港標準 行業分類 2.0 版編碼 HSIC 選定行業主類 V2.0 code Selected industry section		按 3 個月的變動百分率 (%) Percentage change over 3-month period (%)				
		2019 3月 Mar	2019 6月 Jun	2019 9月 Sep	2019 12月 Dec	2020 3月 Mar
所有行業主類 <sup>(1)</sup> All industry sections covered	經季節性調整 Seasonally adjusted	-0.8	-7.3	-12.6	-13.5	-24.1
	未經季節性調整 Seasonally unadjusted	+1.8	-7.7	-14.2	-13.6	-22.3
G 進出口貿易、批發及零售 <sup>(1)</sup> Import/export, wholesale and retail trades	經季節性調整 Seasonally adjusted	-4.8	-6.3	-16.7	-18.2	-25.9
	未經季節性調整 Seasonally unadjusted	-4.1	-6.8	-14.1	-20.7	-26.0
H 運輸、倉庫、郵政及速遞服務 <sup>(1)</sup> Transportation, storage, postal and courier services	經季節性調整 Seasonally adjusted	-0.3	-16.1	-2.4	-19.0	-18.0
	未經季節性調整 Seasonally unadjusted	+12.3	-14.4	-7.1	-25.8	-8.0
K - N 金融及保險、地產以及專業及 商用服務 <sup>(1)</sup> Financing and insurance, real estate, and professional and business services	經季節性調整 Seasonally adjusted	-1.5	-1.4	-7.1	-5.8	-17.2
	未經季節性調整 Seasonally unadjusted	+3.0	-2.1	-7.8	-8.4	-13.7

註釋：經季節性調整的數列會因應最新數據的趨勢而定期調整。由於部分行業主類沒有明顯的季節性模式，所以並沒有編製有關的數字。  
Notes: The seasonally adjusted data series are subject to routine revision when more up-to-date figures become available. Seasonally adjusted data series are not compiled for some industry sections as no clear seasonal patterns are found in these sections.

- (1) 數字只涉及有關統計調查所包括的行業，詳情請參閱第18頁的「註釋」。  
Figures relate only to those industries covered. Please refer to the “Notes” on page 18 for details.

圖 1 選定行業主類的就業人數  
Chart 1 Employment in selected industry sections

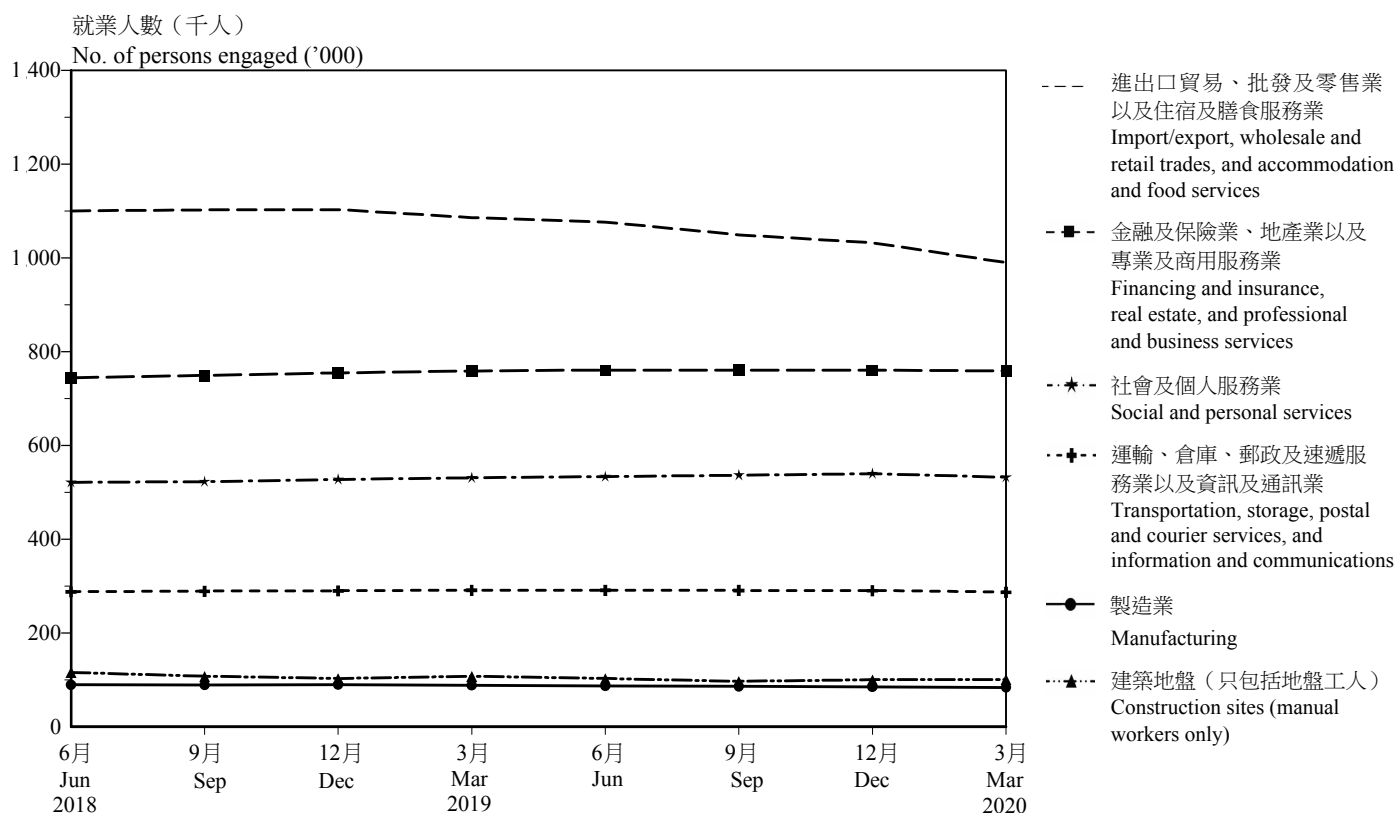


圖 2 選定行業主類的職位空缺數目  
Chart 2 Number of vacancies in selected industry sections

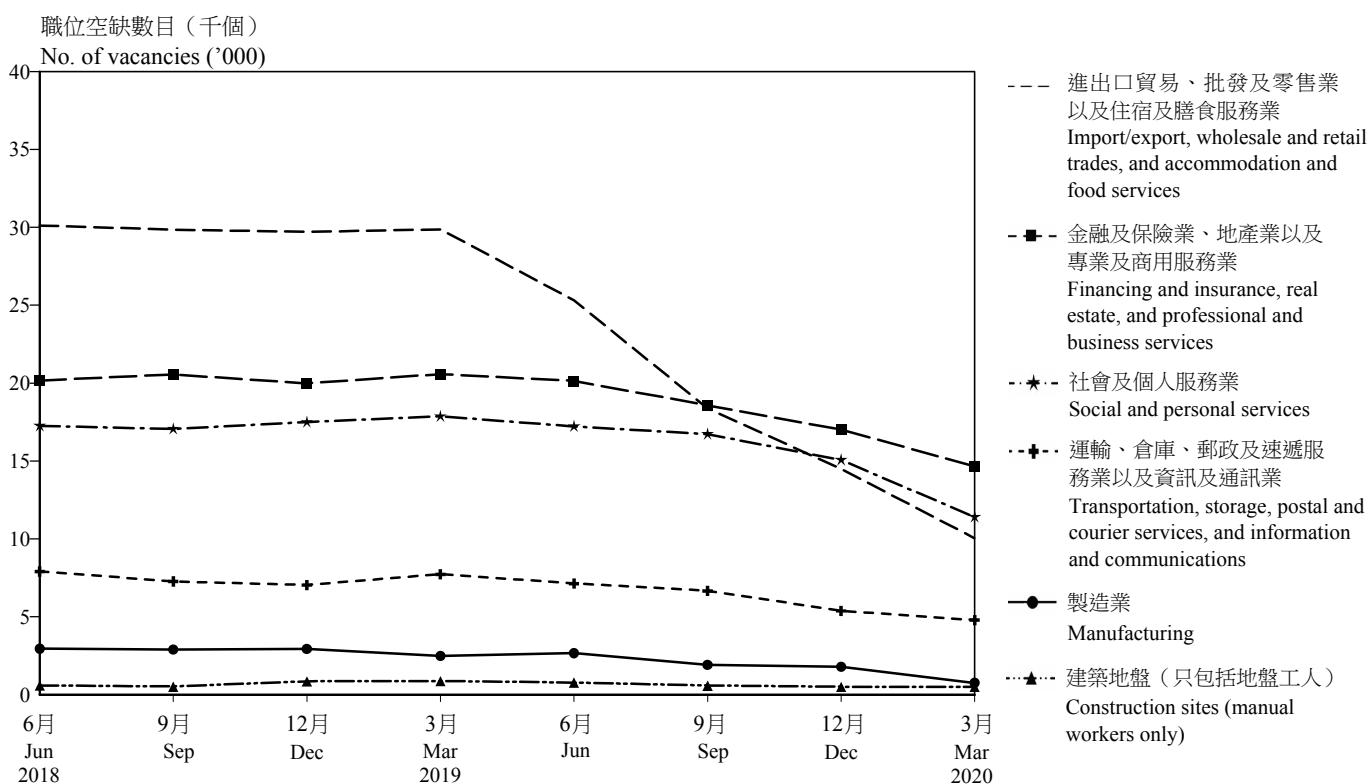


圖 3 製造業的就業人數  
Chart 3 Employment in manufacturing

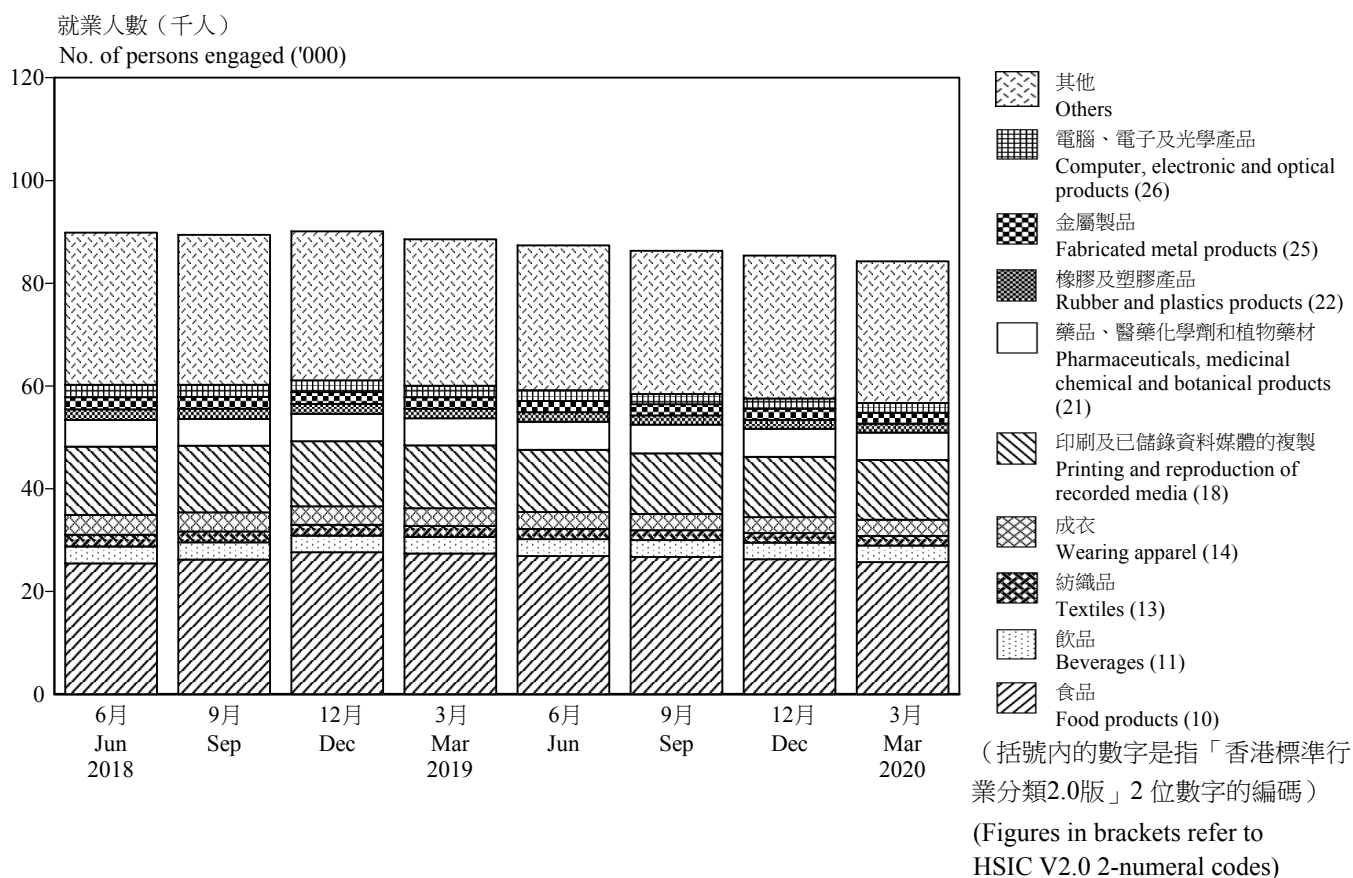


圖 4 建築地盤的工人人數  
Chart 4 Number of manual workers engaged at construction sites

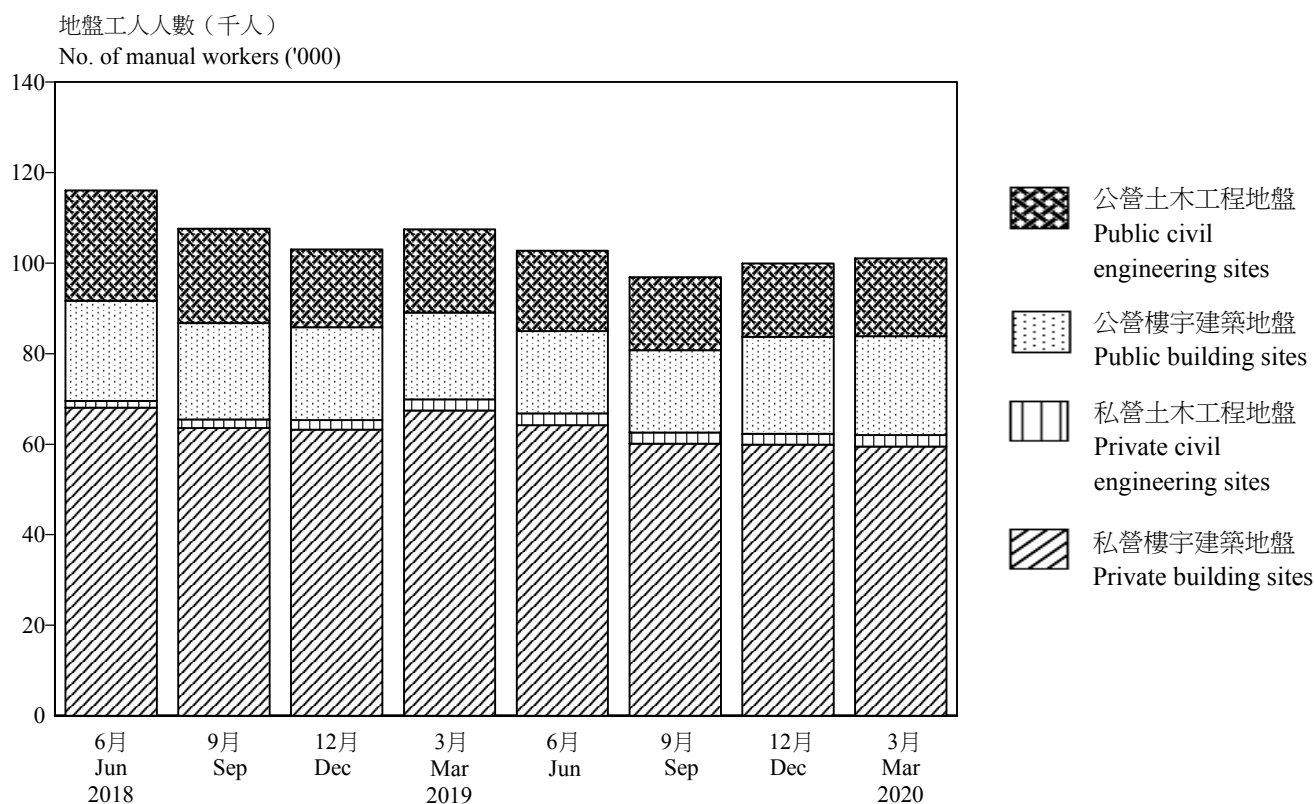


圖 5 進出口貿易、批發及零售業以及住宿及膳食服務業的就業人數  
 Chart 5 Employment in import/export, wholesale and retail trades, and accommodation and food services

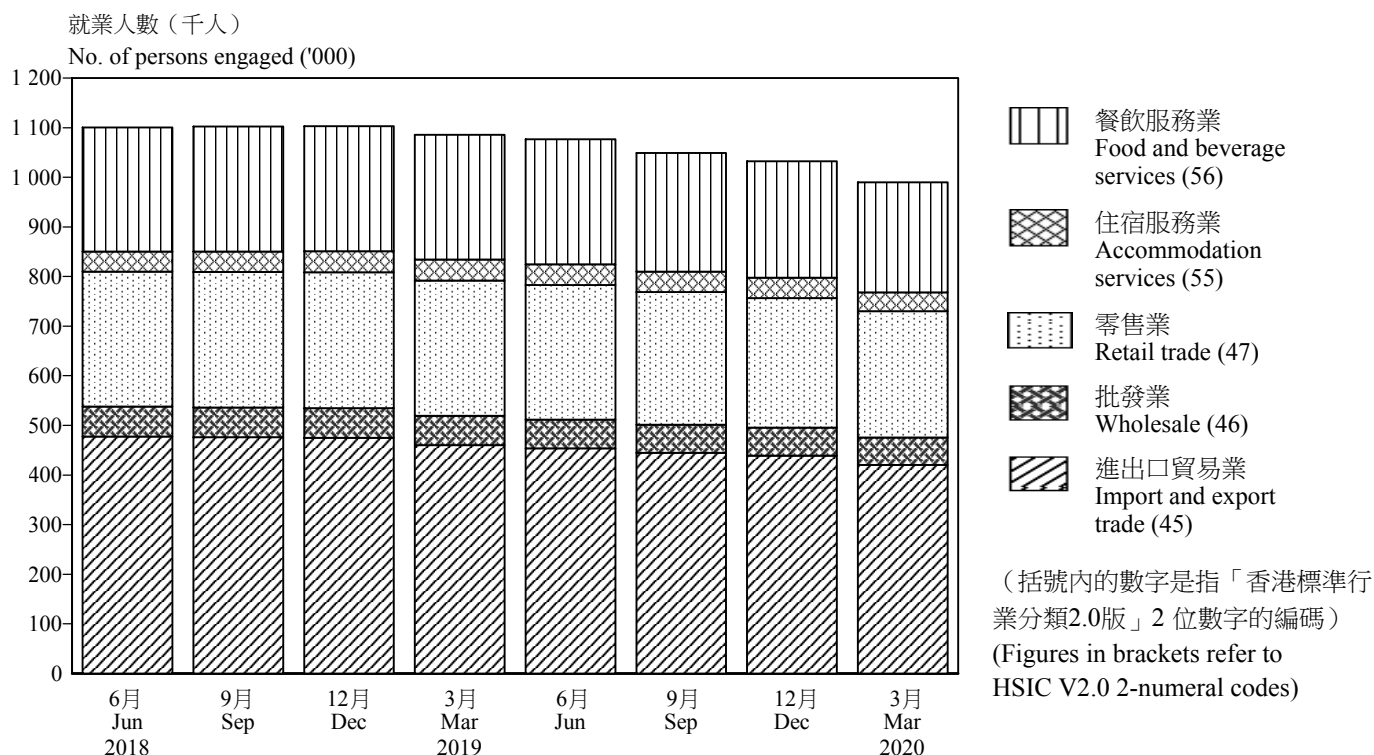


圖 6 金融及保險業、地產業以及專業及商用服務業的就業人數  
 Chart 6 Employment in financing and insurance, real estate, and professional and business services

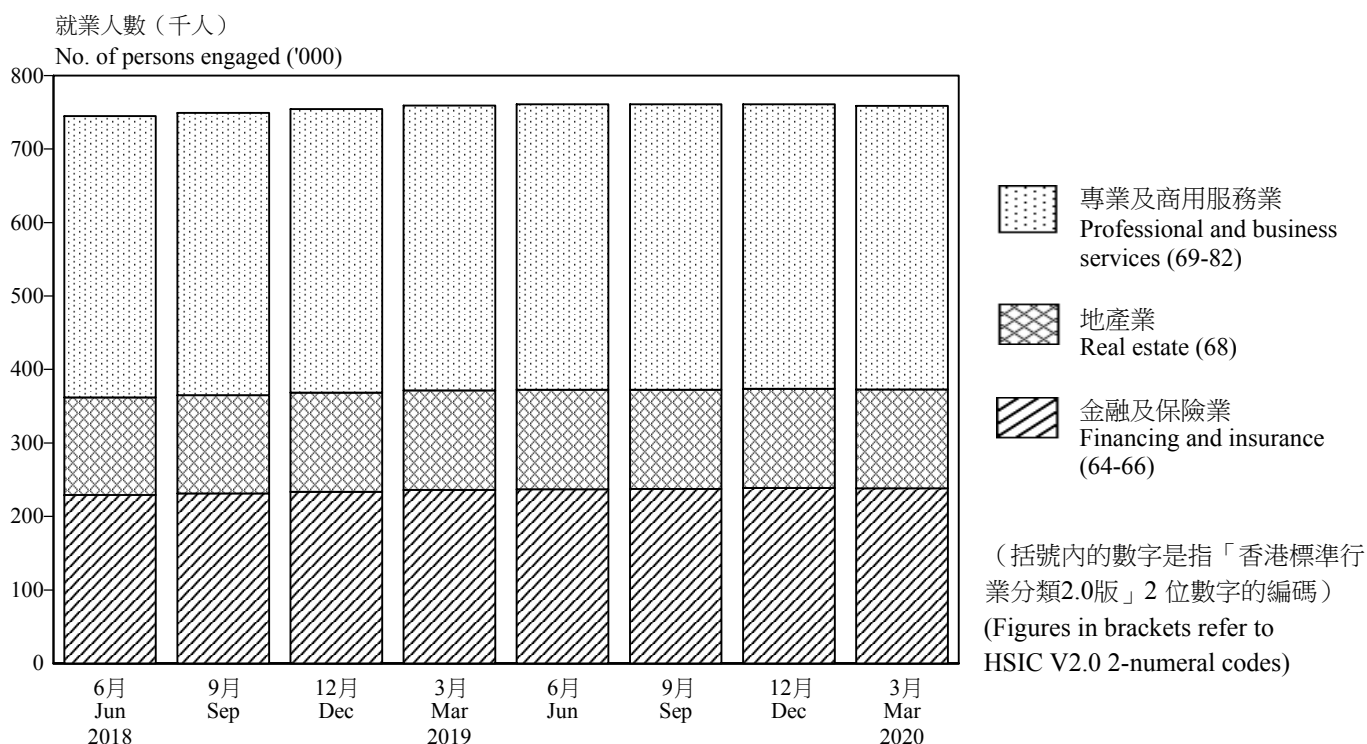


圖 7 經季節性調整及未經調整的就業人數數列（公務員除外）  
 Chart 7 Seasonally adjusted and seasonally unadjusted series of persons engaged (other than those in the civil service)

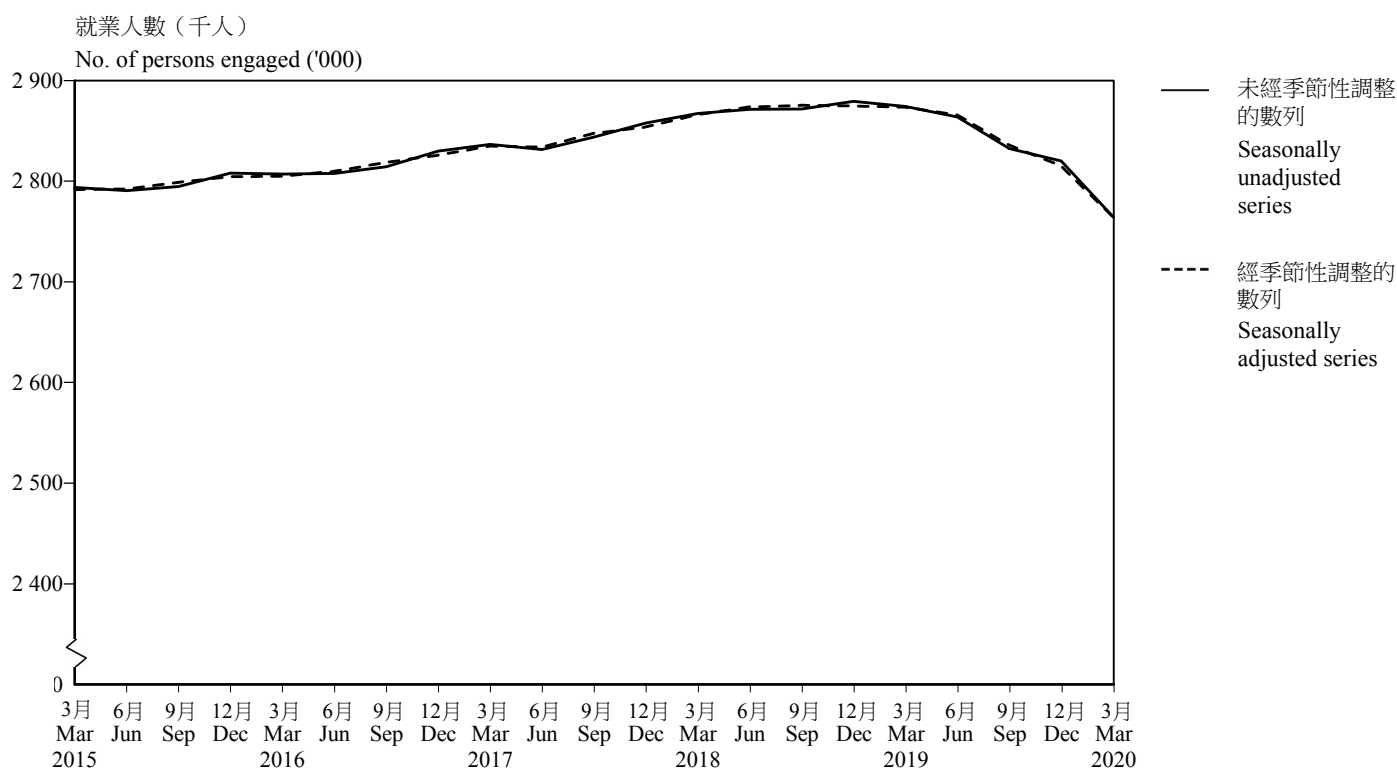


圖 8 經季節性調整及未經調整的職位空缺數列（公務員除外）  
 Chart 8 Seasonally adjusted and seasonally unadjusted series of vacancies (other than those in the civil service)



## IV. 統計方法

### 資料來源

4.1 本報告所發表有關公營及私營機構的就業人數及職位空缺統計數字，以及職位空缺所屬職業組別的資料，主要是經由「僱傭及職位空缺按季統計調查」搜集的資料而編製。此外，亦就特定行業類別進行兩個統計數字搜集項目，以搜集更多有關就業及空缺的資料，包括「建築地盤就業人數按季統計調查」以及有關公務員人數及職位空缺的行政報表。

4.2 「建築地盤就業人數按季統計調查」包括：

- (i) 所有在屋宇署註冊的私營地盤；
- (ii) 建築署、土木工程拓展署、渠務署、機電工程署、路政署、水務署、環境保護署及房屋署轄下的所有公營地盤；及
- (iii) 機場管理局及香港鐵路有限公司轄下的所有地盤。

4.3 然而，新界小型屋宇建造工程及現有建築物的小規模改建、修葺、保養和室內裝修等工程則不包括在內。保養或修葺的定期合約亦不包括在內。

### 抽樣設計

4.4 「僱傭及職位空缺按季統計調查」的抽樣框是以政府統計處備存詳盡的機構單位記錄庫為基礎，並主要根據稅務局商業登記署的資料更新。抽樣框先以行業組別分層，然後在每個行業組別分層內，再以就業人數分層。每個分層所抽取的樣本數目是按所需的精確程度而決定。新近開業的機構單位的補充資料亦同時包括在內。

## IV. Statistical Methodology

### Data source

4.1 Statistics on the number of persons engaged and number of vacancies in both the public and private sectors, as well as information on broad levels of occupation of job vacancies in the private sector, published in this report are compiled based on the data collected mainly through the SEV. Other than the SEV, two industry-specific enquiries are also conducted to augment the employment and vacancies statistics. They are the Site Survey and also the administrative return on number of civil servants and civil service vacancies.

4.2 The Site Survey covers:

- (i) All private sector sites registered with the Buildings Department;
- (ii) All public sector sites under the charge of the Architectural Services Department, Civil Engineering and Development Department, Drainage Services Department, Electrical and Mechanical Services Department, Highways Department, Water Supplies Department, Environmental Protection Department and Housing Department; and
- (iii) Sites under the control of the Airport Authority and the MTR Corporation Limited.

4.3 Construction projects for small houses in the New Territories, and minor alterations, repairs, maintenance and interior decoration of existing buildings are, however, not included. Term maintenance contracts and term contracts for maintenance work or repair are also not included.

### Sample design

4.4 The sampling frame for the SEV is based on a comprehensive register of establishments maintained by the C&SD and updated primarily with reference to records of the Business Registration Office of the Inland Revenue Department. The sampling frame is stratified by industry group and, within each industry group, by employment size. The sample size for each stratum is determined according to a desired level of precision. Supplementary information to cover newly opened establishments is included.



4.5 在2005年12月或之前，「僱傭及職位空缺按季統計調查」將其涵蓋範圍內的所有機構單位分成四個經濟組別：服務業；批發、零售、飲食及酒店業；工業；以及進口與出口貿易業。每季的「僱傭及職位空缺按季統計調查」樣本包括其中一個組別的「加大」樣本及其他三個組別的「標準」樣本。標準樣本的規模足以提供準確的統計數字在本報告發表。在另一方面，加大樣本可用以編製比較詳細的統計數字以便在《就業及空缺統計（詳細統計表）》系列內發表。

4.6 從2006年3月開始，不再設有「加大」樣本，故有些詳細的統計數字不能提供。然而，「僱傭及職位空缺按季統計調查」的抽樣設計已經修訂，以便繼續提供較重要行業的詳細就業及職位空缺的統計數字。

4.7 「建築地盤就業人數按季統計調查」及關於公務員人數及有關職位空缺的行政報表分別包括所有建築地盤及政府決策局／部門。

### 統計調查方法及回應率

4.8 對於有關公務員的行政報表，公務員人數及有關職位空缺數目都是根據個別政府決策局／部門的定期報表而編製。

4.9 至於「僱傭及職位空缺按季統計調查」，統計資料主要經由郵寄問卷搜集。在每一統計周期開始時，本處會發問卷給被選中的機構單位，請他們於指定日期內填妥問卷，然後以郵寄、傳真或電郵方法寄回本處，又或使用音頻電話，輸入有關資料。對於在指定日期後沒有回覆的機構單位，則會以電話訪問及外勤訪問方式搜集所需資料。

4.10 在2020年3月的統計期，成功訪問的機構單位約23 000間，回應率為89%。

4.5 For December 2005 or before, all establishments in the SEV were grouped under four economic blocks, viz. service sectors; wholesale & retail trades, restaurants & hotels; industrial sectors; and import and export trade. The SEV sample in each quarter consisted of an “enhanced” scale sample for one of the four blocks and a “normal” scale sample for each of the other three blocks. While the normal scale sample could provide sufficiently precise statistics for publication in this report, detailed statistics derived from the enhanced scale sample were compiled for publication in the *Employment and Vacancies Statistics (Detailed Tables)* series.

4.6 Starting from March 2006, there have not been “enhanced” samples and hence some detailed statistics are no longer available. Nevertheless, the SEV sample design has been revised so that employment and vacancies statistics are continued to be made available at detailed levels for the more important industries.

4.7 Construction sites and government bureaux/ departments are covered in full by the Site Survey and the administrative returns on the number of civil servants and civil service vacancies respectively.

### Survey method and response rate

4.8 For the administrative return covering the civil service sector, statistics on the number of civil servants and civil service vacancies are compiled based on regular returns submitted by individual government bureaux/ departments.

4.9 For the SEV, data are collected mainly by means of postal enquiry. At the start of a survey cycle, questionnaires are sent to the selected establishments. Respondents are requested to complete and return the questionnaires by post, fax or e-mail, or to enter the required information through a touch tone telephone before a specified date. Telephone interviews and field visits will be made to collect data from outstanding establishments after the specified date of return.

4.10 For the March 2020 round of SEV, some 23 000 establishments were successfully enumerated. The response rate was 89%.

4.11 第4.2(ii)段內地盤的有關數據是經由負責留駐該等地盤的工程師、監工或計劃工程師向有關承建商搜集。地盤工程師及監工在將這些資料交予政府統計處前，均會參考地盤內實際工程進度和已僱用工人人數，從而查證有關數據。

4.12 其他地盤的有關數據則由政府統計處外勤職員搜集。在統計期內，外勤職員以電話訪問或面談方式訪問每一個建築地盤，並會直接與主要承建商或分判承建商聘用的地盤總管搜集所需資料。

4.13 為確保所搜集資料的素質，所有完成的問卷都要經過不同階段的檢定程序。有問題的個案將會由外勤職員覆核。另外亦採用一連串措施，以盡可能避免錯誤。

## 行業資料更新

4.14 在進行「僱傭及職位空缺按季統計調查」時，亦同時進行有關行業資料更新的工作。這工作主要搜集有關機構單位最新的商業活動資料。所有搜集的資料均用以更新政府統計處備存的機構單位記錄庫，以確保該記錄庫能提供一個較新及較準確的抽樣框作抽樣用途。

## 估計的可靠性

4.15 「僱傭及職位空缺按季統計調查」的結果受抽樣誤差和非抽樣誤差的影響。本報告書所載的估計是根據一個特定樣本所得的資料編製。以同樣的抽樣方式，可抽選出許多大小相同的可能樣本，而是項統計調查的樣本為眾多樣本的其中之一。由於每次抽選的樣本都會略有不同，因此不同樣本得出的估計亦互有差異。「抽樣誤差」正是計算這些差異的統計量數，可用以量度從一個特定樣本所得的估計，在估算總體數據方面的精確程度。

4.16 由於本報告書所載的大部分估計有抽樣誤差，「零」值的估計，可能是一個小數值的數字，而並非是零。

4.11 Data for the sites given in the paragraph 4.2(ii) are collected through the responsible resident engineers, clerks of works or project engineers of those sites, who obtained the information from the contractors concerned. Before the data are forwarded to the C&SD for processing, they would have been validated by the relevant resident engineers and clerks of works having regard to the actual work progress and the number of workers already employed for these sites.

4.12 Data for the other sites are collected by the field officers of the C&SD. During the survey, field officers collect the required data from each construction site through telephone interviews or personal visits. They would have direct interviews with site agents of the main contractor or sub-contractors to solicit the required information.

4.13 To safeguard the quality of the collected data, completed returns/questionnaires are put through various editing stages and the doubtful cases are verified by field officers. Various measures are adopted to avoid errors as far as practicable.

## Industry updating

4.14 Concurrent with the SEV, a regular industry updating exercise is undertaken in order to collect up-to-date information on the business activities of relevant establishments. Findings from the exercise are fed back to the register of establishments maintained by the C&SD to ensure the up-to-dateness and accuracy of the sampling frame.

## Reliability of the estimates

4.15 Results of the SEV are subject to sampling error and non-sampling error. The estimates contained in this report are based on information obtained from a particular sample, which is one of a large number of possible samples of the same size that can be selected using the same sample design. By chance, estimates derived from different samples would differ from each other. The 'sampling error' is a measure of these variations and is thus a measure of the precision with which an estimate derived from a particular sample would approximate the population parameter to be measured.

4.16 It should be noted that since most estimates contained in this report are subject to sampling error, a zero figure may mean a non-zero figure of a small magnitude.

## V. 其他參考資料

5.1 政府統計處就業統計及機構記錄組在每季最後一個月份均編製兩本有關就業人數及職位空缺統計數字的報告。其中，本報告刊載經由「僱傭及職位空缺按季統計調查」、「建築地盤就業人數按季統計調查」以及有關公務員人數及職位空缺的行政報表所得各行業主類簡要就業人數及職位空缺的統計資料；而另一本報告，即《建築地盤就業及空缺按季統計報告》，則載列建築地盤內的詳細就業人數及職位空缺的統計資料。

5.2 除了上述各報告所發表的統計數字，政府統計處就業統計及機構記錄組還有根據有關統計調查結果而編製的其他較詳細統計表，供公眾參閱。以下是部分這些詳細統計表的例子：

- (i) 按行業主類（1位字母編碼）及區議會分區劃分的機構單位數目、就業人數及職位空缺數目（公務員除外）。
- (ii) 按行業主類（1位字母編碼）／行業大類（2位數字編碼）及主要職業組別劃分的職位空缺數目（公務員除外）。

5.3 下表簡要說明與本報告統計數字有關的一系列刊物及其資料來源：

### 刊物名稱 Title of publication

《就業及空缺按季統計報告》  
*Quarterly Report of Employment and Vacancies Statistics*

《建築地盤就業及空缺按季統計報告》  
*Quarterly Report of Employment and Vacancies at Construction Sites*

### 出版頻次 Frequency

季刊  
Quarterly

季刊  
Quarterly

### 資料來源 Data sources

「僱傭及職位空缺按季統計調查」、  
「建築地盤就業人數按季統計調查」、  
以及有關公務員人數及職位空缺的行政報表  
Quarterly Survey of Employment and Vacancies, Quarterly Employment Survey of Construction Sites, and administrative return on the number of civil servants and civil service vacancies

「建築地盤就業人數按季統計調查」  
Quarterly Employment Survey of Construction Sites

## V. Further References

5.1 In the ending month of each quarter, employment and vacancies statistics are published in two reports compiled by the Employment Statistics and Central Register of Establishments Section of the C&SD. Apart from this report which contains summary employment and vacancies statistics for all industry sections covered by the SEV, Site Survey, and the administrative return on the number of civil servants and civil service vacancies, another report, viz. the *Quarterly Report of Employment and Vacancies at Construction Sites*, gives more detailed employment and vacancies statistics specifically for the construction sites.

5.2 Other than the statistics published in the above-mentioned reports, more detailed tabulations derived are also available in the Employment Statistics and Central Register of Establishments Section of the C&SD for public reference. A few examples of these detailed tabulations are given below :

- (i) Number of establishments, persons engaged and vacancies (other than those in the civil service) analysed by industry section (1-alphabet code) and District Council district.
- (ii) Number of vacancies (other than those in the civil service) analysed by industry section (1-alphabet code)/industry division (2-numeral code) and major occupation group.

5.3 The following table summarises the list of relevant publications and the data sources in respect of the statistics contained therein :

5.4 其他有關就業及空缺統計數字的查詢，請聯絡政府統計處就業統計及機構記錄組。

地址：香港灣仔港灣道12號  
灣仔政府大樓20樓

電話：(852) 2582 5076

圖文傳真：(852) 2827 2296

電郵：employment@censtatd.gov.hk

5.4 Further enquiries relating to employment and vacancies statistics can be directed to the Employment Statistics and Central Register of Establishments Section of the C&SD.

Address : 20/F, Wanchai Tower, 12 Harbour Road,  
Wan Chai, Hong Kong

Tel. : (852) 2582 5076

Fax : (852) 2827 2296

E-mail : employment@censtatd.gov.hk

《香港標準行業分類1.1版》及《香港標準行業分類2.0版》的高層次分類的概略比較  
Crude conversion between the top level classifications of HSIC Version 1.1 and HSIC Version 2.0

《香港標準行業分類1.1版》 HSIC V1.1		《香港標準行業分類2.0版》 HSIC V2.0	
行業類別 Industry Sector	名稱 Title	行業主類 Industry Section	名稱 Title
1	農業及漁業 Agriculture and fishing	A	農業、林業及漁業 Agriculture, forestry and fishing
2	採礦及採石業 Mining and quarrying	B	採礦及採石 Mining and quarrying
3	製造業 Manufacturing	C	製造 Manufacturing
4	電力、燃氣及水務業 Electricity, gas and water	D	電力及燃氣供應 Electricity and gas supply
		E	自來水供應；污水處理、廢棄物管理及 污染防治活動 Water supply; sewerage, waste management and remediation activities
5	建造業 Construction	F	建造 Construction
6	批發、零售、進出口貿易、飲食及 酒店業 Wholesale, retail and import/export trades, restaurants and hotels	G	進出口貿易、批發及零售業 Import/export, wholesale and retail trades
		I	住宿及膳食服務活動 Accommodation and food service activities
7	運輸、倉庫及通訊業 Transport, storage and communications	H	運輸、倉庫、郵政及速遞服務 Transportation, storage, postal and courier services
		J	資訊及通訊 Information and communications
來自各類別的有關行業 Selected trades of various sectors		K	金融及保險活動 Financial and insurance activities
8	金融、保險、地產及商用服務業 Financing, insurance, real estate and business services	L	地產活動 Real estate activities
		M	專業、科學及技術活動 Professional, scientific and technical activities
		N	行政及支援服務活動 Administrative and support service activities
		O	公共行政 Public administration
9	社區、社會及個人服務業 Community, social and personal services	P	教育 Education
		Q	人類保健及社會工作活動 Human health and social work activities
		R	藝術、娛樂及康樂活動 Arts, entertainment and recreation
		S	其他服務活動 Other service activities
		T	家庭住戶內部工作活動 Work activities within domestic households
		U	享有治外法權的組織及團體活動 Activities of extraterritorial organisations and bodies

不同零售商類別的涵蓋範圍  
Coverage of different types of retail outlets

零售商類別 Type of retail outlet	香港標準行業分類 2.0 版編碼 HSIC V2.0 code
<b>食品、酒類飲品及煙草（超級市場／便利店除外）</b> <b>Food, alcoholic drinks and tobacco (other than supermarkets / convenience stores)</b> 新鮮或急凍魚類及禽畜肉類 Fish, livestock and poultry, fresh or frozen 新鮮蔬果 Fruits and vegetables, fresh 麵包、糕餅、糖果及餅乾 Bread, pastry, confectionery and biscuits 酒類飲品及煙草 Alcoholic drinks and tobacco 其他食品 Other foodstuffs	472104 472105 472101-2 472201, 472300 471103-4, 472103, 472106-8, 472111-4, 472199, 472202, 472299
<b>超級市場／便利店</b> <b>Supermarkets / Convenience stores</b>	471101-2
<b>燃料</b> <b>Fuels</b>	473100, 473200, 473300
<b>衣物、鞋類及有關製品</b> <b>Clothing, footwear and allied products</b> 服裝 Wearing apparel 鞋類、有關製品及其他衣物配件 Footwear, allied products and other clothing accessories <b>耐用消費品</b> <b>Consumer durable goods</b> 汽車及汽車零件 Motor vehicles and parts 電器及攝影器材 Electrical goods and photographic equipment 傢具及固定裝置 Furniture and fixtures 其他未分類耐用消費品 Other consumer durable goods, not elsewhere classified <b>百貨公司</b> <b>Department stores</b> <b>珠寶首飾、鐘錶及名貴禮物</b> <b>Jewellery, watches and clocks, and valuable gifts</b> <b>其他消費品</b> <b>Other consumer goods</b> 書報、文具及禮品 Books, newspapers, stationery and gifts 中藥 Chinese drugs and herbs 眼鏡店 Optical shops 藥物及化妝品 Medicines and cosmetics 其他未分類消費品 Other consumer goods, not elsewhere classified	477102 475101-4, 475199, 477101, 477199 477301-3, 477399 474101, 474200, 475905, 477405 475906 474102-3, 477203, 477407, 477418, 477421-2 471901 477402-3, 477408, 477417 476100, 477416 477201 477404 477202, 477204 471999, 475105-7, 475200, 475300, 475901-4, 475999, 476200, 476300, 476401-3, 477103-4, 477401, 477406, 477411-5, 477499, 477501-2, 477599, 478101-2, 478199, 478201, 478299

## 獲取政府統計處刊物的方法 Means of Obtaining Publications of the Census and Statistics Department

### 網站

用戶可以在政府統計處網站 ([www.censtatd.gov.hk/hkstat/quicklink/index\\_tc.jsp](http://www.censtatd.gov.hk/hkstat/quicklink/index_tc.jsp)) 免費下載統計刊物。

### 政府統計處刊物出版組

政府統計處有少數特刊備有印刷版，市民可親臨政府統計處刊物出版組購買。有關備有印刷版的特刊資料，市民可瀏覽政府新聞處的政府書店網站 ([www.bookstore.gov.hk](http://www.bookstore.gov.hk)) 或聯絡政府統計處刊物出版組。

政府統計處刊物出版組亦設有閱讀區，陳列政府統計處各類刊物的最新期號，供讀者查閱。

刊物出版組的地址是：  
香港灣仔港灣道 12 號  
灣仔政府大樓 19 樓  
電話：(852) 2582 3025  
圖文傳真：(852) 2827 1708

### 訂購服務

政府統計處有少數特刊備有印刷版，於政府新聞處的網上政府書店 ([www.bookstore.gov.hk](http://www.bookstore.gov.hk)) 有售。市民亦可在政府統計處網站 ([www.censtatd.gov.hk/service\\_desk/list/mail/index\\_tc.jsp](http://www.censtatd.gov.hk/service_desk/list/mail/index_tc.jsp)) 下載郵購表格，並將填妥的郵購表格，連同所需費用的支票或匯票寄回辦理。

### Website

Users may download statistical publications free of charge from the Census and Statistics Department (C&SD) website ([www.censtatd.gov.hk/hkstat/quicklink/index.jsp](http://www.censtatd.gov.hk/hkstat/quicklink/index.jsp)).

### Publications Unit of C&SD

A few ad hoc publications of C&SD are available in print versions. These print versions are available for purchase at the Publications Unit of C&SD. Regarding the details of the ad hoc publications with print versions, users may browse through the Government Bookstore of the Information Services Department ([www.bookstore.gov.hk](http://www.bookstore.gov.hk)) or contact the Publications Unit of C&SD.

The Publications Unit of C&SD also provides a reading area where users may browse through the latest issue of various publications of the department on display.

The address of the Publications Unit is :  
19/F, Wanchai Tower,  
12 Harbour Road, Wan Chai, Hong Kong.  
Tel. : (852) 2582 3025  
Fax : (852) 2827 1708

### Order service

A few ad hoc publications of C&SD are available in print versions and are offered for sale at the Online Government Bookstore of the Information Services Department ([www.bookstore.gov.hk](http://www.bookstore.gov.hk)). A mail order form for ordering print versions of publications is also available for downloading on the website of the department ([www.censtatd.gov.hk/service\\_desk/list/mail/index.jsp](http://www.censtatd.gov.hk/service_desk/list/mail/index.jsp)). Completed form should be sent back together with a cheque or bank draft covering all necessary cost.